



AUDI FIS SKI WORLD CUP 2003/04
2nd LADIES SUPER-G
ALPHABETICAL LIST OF COMPETITORS



Number of Competitors: 65

| Nation | FIS Code | Name | FIS Points (December 2003 List) | | | | | | | |
|------------|----------|-----------------------------------|---------------------------------|-------|--------|--------|-------|--------|-------|-------|
| | | | DH | | SL | | GS | | SG | |
| ARG | 35079 | SIMARI BIRKNER Maria Belen | 53.35 | (184) | 43.21 | (337) | 30.04 | (206) | 44.04 | (211) |
| AUT | 55539 | BERGER Silvia | 40.66 | (137) | 66.17 | (722) | 5.40 | (21) | 5.93 | (27) |
| | 55198 | DORFMEISTER Michaela | 0.30 | (2) | 44.23 | (352) | 4.11 | (10) | 1.45 | (3) |
| | 55069 | GOETSCHL Renate | 0.00 | (1) | 15.52 | (73) | 23.34 | (132) | 0.27 | (2) |
| | 55339 | LECHNER Martina | 20.29 | (69) | 66.07 | (718) | 20.95 | (106) | 14.62 | (45) |
| | 55212 | MEISSNITZER Alexandra | 3.08 | (7) | 89.04 | (1147) | 3.68 | (7) | 1.49 | (4) |
| | 55261 | OBERMOSER Brigitte | 3.70 | (9) | 78.60 | (941) | 5.56 | (24) | 3.49 | (13) |
| | 55588 | RUMPFHUBER Ingrid | 9.56 | (39) | 50.46 | (463) | 27.82 | (177) | 15.58 | (50) |
| | 55052 | SCHNEIDER Tanja | 30.99 | (102) | – | | 18.36 | (92) | 5.99 | (29) |
| | 55596 | WILHELM Kathrin | 5.69 | (26) | 77.08 | (909) | 17.43 | (84) | 17.25 | (59) |
| | 55538 | WIRTH Katja | 5.28 | (20) | 52.44 | (496) | 18.10 | (91) | 5.89 | (26) |
| CAN | 105997 | BRYDON Emily | 7.26 | (37) | 18.32 | (92) | 19.19 | (95) | 5.57 | (21) |
| | 105741 | FORSYTH Allison | 157.06 | (645) | 21.32 | (106) | 4.82 | (15) | 62.81 | (372) |
| | 105662 | LEFRANCOIS Anne Marie | 9.95 | (42) | 81.61 | (998) | 50.10 | (503) | 19.60 | (72) |
| | 106056 | SIMARD Genevieve | 16.47 | (58) | 31.56 | (189) | 5.72 | (25) | 5.02 | (16) |
| | 106402 | VANDERBEEK Kelly | 10.97 | (45) | 49.55 | (427) | 42.35 | (364) | 25.09 | (110) |
| CZE | 155415 | ZAHROBSKA Sarka | 37.91 | (129) | 5.30 | (19) | 13.98 | (56) | 21.33 | (86) |
| FRA | 195311 | DUVILLARD Julie | 54.00 | (189) | 41.16 | (307) | 17.53 | (86) | 17.92 | (64) |
| | 195920 | GIVELET Anne-Laure | 26.59 | (91) | 86.43 | (1086) | 26.22 | (160) | 18.84 | (69) |
| | 195671 | JACQUEMOD Ingrid | 4.13 | (10) | 145.46 | (2072) | 19.49 | (97) | 5.49 | (20) |
| | 195837 | MATTEL Magda | 16.22 | (57) | 231.87 | (2777) | 50.02 | (500) | 13.67 | (41) |
| | 195868 | MEILLEUR Karine | 21.38 | (73) | 199.76 | (2578) | 53.79 | (554) | 20.07 | (77) |
| | 195374 | MONTILLET Carole | 1.02 | (3) | 202.34 | (2599) | 5.91 | (29) | 0.00 | (1) |
| | 196026 | SANTON Aurelie | 76.26 | (303) | 23.50 | (124) | 27.97 | (182) | 17.10 | (57) |
| | 195503 | SUCHET Melanie | 5.99 | (30) | – | | 48.04 | (455) | 6.00 | (31) |
| GBR | 225206 | ALCOTT Chimene | 26.43 | (89) | 21.37 | (109) | 17.09 | (79) | 17.10 | (57) |
| GER | 205378 | ERTL Martina | 5.50 | (23) | 4.28 | (10) | 2.91 | (4) | 2.82 | (7) |
| | 205117 | GERG Hilde | 3.16 | (8) | 48.85 | (419) | 23.83 | (139) | 2.95 | (9) |
| | 205392 | HAEUSL Regina | 5.32 | (21) | 182.55 | (2436) | 76.74 | (1002) | 14.72 | (46) |
| | 205119 | HALTMAYR Petra | 24.61 | (82) | 62.95 | (667) | 23.64 | (137) | 17.93 | (66) |



AUDI FIS SKI WORLD CUP 2003/04
2nd LADIES SUPER-G
ALPHABETICAL LIST OF COMPETITORS



Number of Competitors: 65

| Nation | FIS Code | Name | FIS Points (December 2003 List) | | | | | | | |
|------------|-----------------------|------------------------------------|---------------------------------|--------|--------|--------|-------|-------|-------|-------|
| | | | DH | | SL | | GS | | SG | |
| GER | 205820 | HUBER Isabelle | 5.40 | (22) | 75.46 | (880) | 36.17 | (285) | 17.42 | (61) |
| | 206001 | RIESCH Maria | 4.73 | (17) | 10.26 | (42) | 21.22 | (109) | 13.28 | (39) |
| ISL | 255098 | KRISTJANSOTTIR Dagny I. | 29.57 | (96) | 42.43 | (330) | 30.26 | (210) | 21.54 | (87) |
| ITA | 295738 | BACHMANN Silke | 165.25 | (679) | 16.15 | (79) | 8.05 | (35) | 15.58 | (50) |
| | 295136 | CECCARELLI Daniela | 4.40 | (13) | 94.09 | (1224) | 20.83 | (105) | 2.85 | (8) |
| | 296217 | COLETTI Alexandra | 33.68 | (114) | 58.17 | (579) | 24.79 | (147) | 20.50 | (78) |
| | 296729 | FANCHINI Nadia | 68.81 | (259) | 29.36 | (172) | 30.20 | (207) | 20.80 | (82) |
| | 295449 | KLEON Barbara | 37.10 | (127) | 117.60 | (1619) | 13.08 | (52) | 14.32 | (44) |
| | 295588 | KOSTNER Isolde | 4.69 | (16) | - | | 31.86 | (234) | 5.19 | (18) |
| | 295462 | MAJ Chiara | 20.05 | (66) | 41.60 | (316) | 40.40 | (340) | 16.63 | (55) |
| | 296259 | MOELGG Manuela | 87.31 | (343) | 11.98 | (53) | 5.76 | (28) | 20.75 | (81) |
| 295533 | RECCHIA Lucia | 23.97 | (80) | 103.41 | (1397) | 33.00 | (244) | 5.99 | (29) | |
| JUG | 315149 | LOLOVIC Jelena | - | | 31.80 | (193) | 27.13 | (167) | 56.76 | (307) |
| NOR | 425001 | FLEMMEN Andrine | 50.71 | (175) | 16.91 | (84) | 4.33 | (13) | 34.85 | (156) |
| SLO | 565037 | SUHADOLC Mojca | 5.61 | (24) | 307.09 | (2980) | 24.61 | (144) | 5.16 | (17) |
| SPA | 495065 | RIENDA CONTRERAS Maria Jose | - | | 21.74 | (114) | 3.82 | (8) | 20.68 | (80) |
| | 495318 | RUIZ CASTILLO Carolina | 22.12 | (74) | 43.23 | (338) | 17.63 | (89) | 12.45 | (38) |
| SUI | 515478 | ALPIGER Ella | 13.77 | (51) | 66.60 | (728) | 28.24 | (186) | 15.66 | (52) |
| | 515573 | AUFDENBLATTEN Fraenzi | 14.56 | (52) | 27.67 | (162) | 10.23 | (41) | 5.59 | (22) |
| | 515409 | BERTHOD Sylviane | 4.40 | (13) | 191.51 | (2514) | 38.62 | (319) | 5.62 | (23) |
| | 515348 | BORGHİ Catherine | 4.75 | (18) | 75.82 | (888) | 30.32 | (211) | 14.90 | (48) |
| | 515403 | MUELLER Tamara | 5.91 | (28) | 41.34 | (311) | 21.67 | (112) | 5.75 | (24) |
| | 515166 | PIEREN Tanja | 9.95 | (42) | 128.77 | (1826) | 25.63 | (151) | 14.24 | (43) |
| | 515560 | SCHILD Martina | 14.95 | (53) | 136.22 | (1954) | 34.95 | (265) | 27.16 | (116) |
| 515170 | STYGER Nadia | 7.19 | (35) | 94.64 | (1231) | 15.86 | (65) | 15.07 | (49) | |
| SWE | 505260 | HARGIN Janette | 15.18 | (55) | 16.43 | (80) | 15.72 | (63) | 16.45 | (53) |
| | 505187 | OTTOSSON Anna | 67.96 | (257) | 4.93 | (15) | 4.29 | (11) | 12.07 | (34) |
| | 505483 | PAERSON Anja | 20.98 | (71) | 1.22 | (2) | 0.00 | (1) | 13.44 | (40) |
| USA | 536138 | CLARK Kirsten L | 1.54 | (4) | 124.68 | (1756) | 5.99 | (30) | 2.30 | (6) |
| | 537544 | KILDOW Lindsey C. | 9.56 | (39) | 18.51 | (93) | 15.05 | (60) | 20.93 | (84) |
| | 536473 | LALIVE Caroline | 5.13 | (19) | 44.34 | (354) | 9.28 | (38) | 4.81 | (15) |
| | 536884 | LUDLOW Libby | 16.07 | (56) | 144.43 | (2061) | 17.32 | (83) | 5.94 | (28) |
| | 537545 | MANCUSO Julia | 5.86 | (27) | 13.91 | (62) | 11.50 | (46) | 5.87 | (25) |
| | 536477 | MENDES Jonna | 4.13 | (10) | 101.91 | (1373) | 15.25 | (62) | 3.33 | (11) |
| 536481 | SCHLEPER Sarah | 93.85 | (379) | 5.02 | (16) | 4.90 | (16) | 61.20 | (353) | |

LEGEND
DH Downhill **SL** Slalom **GS** Giant Slalom **SG** Super-G

**AUDI FIS SKI WORLD CUP 2003/04**

2nd LADIES SUPER-G

DRAW LIST BY POINTS

Number of Competitors: 65

| No. | FIS Code | Name | Nation | WCSL-SG | WCSL-O | FIS-SG |
|-----|-------------|------------------------|--------|----------|----------|------------|
| 1 | 55069 | GOETSCHL Renate | AUT | 529 (1) | 1092 (3) | 0.27 (2) |
| 2 | 195374 | MONTILLET Carole | FRA | 479 (2) | 1033 (6) | 0.00 (1) |
| 3 | 55198 | DORFMEISTER Michaela | AUT | 428 (3) | 1058 (4) | 1.45 (3) |
| 4 | 55212 | MEISSNITZER Alexandra | AUT | 349 (4) | 865 (8) | 1.49 (4) |
| 5 | 536138 | CLARK Kirsten L | USA | 340 (6) | 773 (10) | 2.30 (5) |
| 6 | 205117 | GERG Hilde | GER | 306 (7) | 661 (11) | 2.95 (8) |
| 7 | 205378 | ERTL Martina | GER | 284 (8) | 1056 (5) | 2.82 (6) |
| 8 | 295136 | CECCARELLI Daniela | ITA | 253 (9) | 419 (17) | 2.85 (7) |
| 9 | 536477 | MENDES Jonna | USA | 220 (11) | 405 (19) | 3.33 (9) |
| 10 | 55261 | OBERMOSER Brigitte | AUT | 209 (13) | 454 (15) | 3.49 (10) |
| 11 | 536473 | LALIVE Caroline | USA | 135 (15) | 309 (26) | 4.81 (11) |
| 12 | 106056 | SIMARD Genevieve | CAN | 111 (16) | 261 (34) | 5.02 (12) |
| 13 | 565037 | SUHADOLC Mojca | SLO | 95 (17) | 135 (55) | 5.16 (13) |
| 14 | 295588 | KOSTNER Isolde | ITA | 93 (18) | 200 (40) | 5.19 (14) |
| 15 | 195671 | JACQUEMOD Ingrid | FRA | 87 (19) | 213 (38) | 5.49 (15) |
| 16 | 105997 | BRYDON Emily | CAN | 81 (21) | 174 (46) | 5.57 (16) |
| 17 | 55538 | WIRTH Katja | AUT | 71 (22) | 157 (53) | 5.89 (21) |
| 18 | 515409 | BERTHOD Sylviane | SUI | 68 (23) | 241 (35) | 5.62 (18) |
| 19 | 515573 | AUFDENBLATTEN Fraenzi | SUI | 66 (24) | 175 (45) | 5.59 (17) |
| 20 | 515170 | STYGER Nadia | SUI | 58 (25) | 164 (50) | 15.07 (37) |
| 21 | 537545 | MANCUSO Julia | USA | 57 (26) | 184 (44) | 5.87 (20) |
| 22 | 515403 | MUELLER Tamara | SUI | 55 (27) | 82 (66) | 5.75 (19) |
| 23 | 55539 | BERGER Silvia | AUT | 51 (28) | 161 (51) | 5.93 (22) |
| 24 | 55339 | LECHNER Martina | AUT | 48 (29) | 48 (86) | 14.62 (34) |
| 25 | 295533 | RECCHIA Lucia | ITA | 45 (30) | 54 (80) | 5.99 (24) |
| 26 | 206001 | RIESCH Maria | GER | 43 (31) | 379 (20) | 13.28 (29) |
| 27 | 536884 | LUDLOW Libby | USA | 42 (32) | 53 (81) | 5.94 (23) |
| 28 | 195503 | SUCHET Melanie | FRA | 41 (33) | 97 (62) | 6.00 (26) |
| 29 | 195837 | MATTEL Magda | FRA | 40 (34) | 64 (75) | 13.67 (31) |
| 30 | 55052 | SCHNEIDER Tanja | AUT | 38 (35) | 71 (73) | 5.99 (25) |
| 31 | +400 505187 | OTTOSSON Anna | SWE | 28 (38) | 426 (16) | 12.07 (27) |
| 32 | +400 505483 | PAERSON Anja | SWE | 26 (41) | 1272 (1) | 13.44 (30) |
| 33 | 495318 | RUIZ CASTILLO Carolina | SPA | 31 (36) | 33 (94) | 12.45 (28) |
| 34 | 515166 | PIEREN Tanja | SUI | 26 (41) | 26 (105) | 14.24 (32) |
| 35 | 295449 | KLEON Barbara | ITA | 13 (53) | 93 (63) | 14.32 (33) |
| 36 | 205392 | HAEUSL Regina | GER | 31 (36) | 110 (57) | 14.72 (35) |

**AUDI FIS SKI WORLD CUP 2003/04**

2nd LADIES SUPER-G

DRAW LIST BY POINTS

Number of Competitors: 65

| No. | FIS Code | Name | Nation | WCSL-SG | WCSL-O | FIS-SG |
|-----|----------|-----------------------------|--------|---------|----------|------------|
| 37 | 515348 | BORGHI Catherine | SUI | 22 (43) | 195 (41) | 14.90 (36) |
| 38 | 55588 | RUMPFHUBER Ingrid | AUT | 21 (45) | 80 (69) | 15.58 (39) |
| 39 | 295738 | BACHMANN Silke | ITA | - | 55 (79) | 15.58 (38) |
| 40 | 515478 | ALPIGER Ella | SUI | 15 (51) | 23 (107) | 15.66 (40) |
| 41 | 505260 | HARGIN Janette | SWE | 19 (47) | 41 (92) | 16.45 (41) |
| 42 | 295462 | MAJ Chiara | ITA | 4 (59) | 4 (126) | 16.63 (42) |
| 43 | 225206 | ALCOTT Chimene | GBR | 27 (40) | 51 (84) | 17.10 (43) |
| 44 | 196026 | SANTON Aurelie | FRA | - | - | 17.10 (44) |
| 45 | 55596 | WILHELM Kathrin | AUT | 6 (57) | 78 (70) | 17.25 (45) |
| 46 | 205820 | HUBER Isabelle | GER | 14 (52) | 110 (57) | 17.42 (46) |
| 47 | 195311 | DUVILLARD Julie | FRA | - | 9 (119) | 17.92 (47) |
| 48 | 205119 | HALTMAYR Petra | GER | 10 (55) | 11 (118) | 17.93 (48) |
| 49 | 195920 | GIVELET Anne-Laure | FRA | 8 (56) | 30 (100) | 18.84 (49) |
| 50 | 105662 | LEFRANCOIS Anne Marie | CAN | - | 16 (114) | 19.60 (50) |
| 51 | 195868 | MEILLEUR Karine | FRA | 6 (57) | 21 (110) | 20.07 (51) |
| 52 | 296217 | COLETTI Alexandra | ITA | - | 9 (119) | 20.50 (52) |
| 53 | 495065 | RIENDA CONTRERAS Maria Jose | SPA | - | 265 (32) | 20.68 (53) |
| 54 | 296259 | MOELGG Manuela | ITA | 1 (61) | 172 (47) | 20.75 (54) |
| 55 | 296729 | FANCHINI Nadia | ITA | - | - | 20.80 (55) |
| 56 | 537544 | KILDOW Lindsey C. | USA | - | 22 (109) | 20.93 (56) |
| 57 | 155415 | ZAHROBSKA Sarka | CZE | - | 195 (41) | 21.33 (57) |
| 58 | 255098 | KRISTJANSDOTTIR Dagny I. | ISL | - | - | 21.54 (58) |
| 59 | 106402 | VANDERBEEK Kelly | CAN | - | 14 (116) | 25.09 (59) |
| 60 | 515560 | SCHILD Martina | SUI | - | 53 (81) | 27.16 (60) |
| 61 | 425001 | FLEMMEN Andrine | NOR | 12 (54) | 232 (36) | 34.85 (61) |
| 62 | 35079 | SIMARI BIRKNER Maria Belen | ARG | - | - | 44.04 (62) |
| 63 | 315149 | LOLOVIC Jelena | JUG | - | - | 56.76 (63) |
| 64 | 536481 | SCHLEPER Sarah | USA | - | 345 (24) | 61.20 (64) |
| 65 | 105741 | FORSYTH Allison | CAN | - | 161 (51) | 62.81 (65) |

LEGEND**+400** More than 400 points on WCSL-O after 15th place or after 30th place**WCSL-SG** World Cup Start List points for Super-G**FIS-SG** FIS points for Super-G**WCSL-O** Overall WCSL points
No. Control Number

04-01-2004 / Megève (FRA) / 5954

Page 2/2

Data Processing by SWATCH

www.fis-ski.com

SWATCH Timing

Generation Date: SAT 3 JAN 2004

Time: 17:20 Swatch Internet Time: @722

Document: 45A 1.0

**AUDI FIS SKI WORLD CUP 2003/04**

2nd LADIES SUPER-G

START LIST

| Jury | | | Technical Data | |
|--------------------------|----------------|-----|----------------------------|------------------|
| TD FIS | S. PIROLA | CHI | Course Name | Piste de l'Etret |
| Referee | K. HOCH | FIS | Start Altitude | 2014 m |
| Assistant Referee | J. TISCHHAUSER | FIS | Finish Altitude | 1485 m |
| Chief of Race | G. FOUSSOUD | FRA | Vertical Drop | 529 m |
| | | | Course Length | 2110 m |
| | | | Homologation Number | 6287/197/1 |

Race Information

| | | | | |
|------------------------|------------------|-----|------------------------|-----|
| Course Setter | S. DUGAS | CAN | | |
| Number of Gates | 37 | | | |
| Turning Gates | 33 | | | |
| Start Time | 10:30 | | | |
| Forerunners | A - G. MAUI | FRA | D - S. MOCELIN | FRA |
| | B - V. SCUOTTO | FRA | E - M. ROLLAND | FRA |
| | C - E. DEPOMMIER | FRA | F - M. MARCHAND ARVIER | FRA |

Number of Competitors: 65

| Bib | FIS Code | Name | Year of Birth | Nation | Time | Ski |
|-----|----------|-----------------------|---------------|--------|------|-----------|
| 1 | 55052 | SCHNEIDER Tanja | 1974 | AUT | | ROSSIGNOL |
| 2 | 195837 | MATTEL Magda | 1980 | FRA | | DYNASTAR |
| 3 | 195503 | SUCHET Melanie | 1976 | FRA | | SALOMON |
| 4 | 536884 | LUDLOW Libby | 1981 | USA | | SALOMON |
| 5 | 206001 | RIESCH Maria | 1984 | GER | | HEAD |
| 6 | 295533 | RECCHIA Lucia | 1980 | ITA | | VÖLKL |
| 7 | 55339 | LECHNER Martina | 1978 | AUT | | BLIZZARD |
| 8 | 55539 | BERGER Silvia | 1980 | AUT | | FISCHER |
| 9 | 515403 | MUELLER Tamara | 1977 | SUI | | ROSSIGNOL |
| 10 | 537545 | MANCUSO Julia | 1984 | USA | | ROSSIGNOL |
| 11 | 515170 | STYGER Nadia | 1978 | SUI | | SALOMON |
| 12 | 515573 | AUFDENBLATTEN Fraenzi | 1981 | SUI | | SALOMON |
| 13 | 515409 | BERTHOD Sylviane | 1977 | SUI | | SALOMON |
| 14 | 55538 | WIRTH Katja | 1980 | AUT | | BLIZZARD |
| 15 | 105997 | BRYDON Emily | 1980 | CAN | | SALOMON |
| 16 | 195671 | JACQUEMOD Ingrid | 1978 | FRA | | SALOMON |
| 17 | 295588 | KOSTNER Isolde | 1975 | ITA | | FISCHER |
| 18 | 565037 | SUHADOLC Mojca | 1975 | SLO | | ROSSIGNOL |
| 19 | 106056 | SIMARD Genevieve | 1980 | CAN | | ROSSIGNOL |
| 20 | 536473 | LALIVE Caroline | 1979 | USA | | SALOMON |

**AUDI FIS SKI WORLD CUP 2003/04**

2nd LADIES SUPER-G

START LIST

Number of Competitors: 65

| Bib | FIS Code | Name | Year of Birth | Nation | Time | Ski |
|-----|----------|------------------------------------|---------------|--------|------|-----------|
| 21 | 55261 | OBERMOSER Brigitte | 1976 | AUT | | BLIZZARD |
| 22 | 536477 | MENDES Jonna | 1979 | USA | | FISCHER |
| 23 | 295136 | CECCARELLI Daniela | 1975 | ITA | | DYNASTAR |
| 24 | 205378 | ERTL Martina | 1973 | GER | | ROSSIGNOL |
| 25 | 205117 | GERG Hilde | 1975 | GER | | VÖLKL |
| 26 | 536138 | CLARK Kirsten L | 1977 | USA | | FISCHER |
| 27 | 55212 | MEISSNITZER Alexandra | 1973 | AUT | | VÖLKL |
| 28 | 55198 | DORFMEISTER Michaela | 1973 | AUT | | BLIZZARD |
| 29 | 195374 | MONTILLET Carole | 1973 | FRA | | ROSSIGNOL |
| 30 | 55069 | GOETSCHL Renate | 1975 | AUT | | SALOMON |
| 31 | 505187 | OTTOSSON Anna | 1976 | SWE | | DYNASTAR |
| 32 | 505483 | PAERSON Anja | 1981 | SWE | | SALOMON |
| 33 | 495318 | RUIZ CASTILLO Carolina | 1981 | SPA | | DYNASTAR |
| 34 | 515166 | PIEREN Tanja | 1978 | SUI | | ROSSIGNOL |
| 35 | 295449 | KLEON Barbara | 1980 | ITA | | DYNASTAR |
| 36 | 205392 | HAEUSL Regina | 1973 | GER | | SALOMON |
| 37 | 515348 | BORGHI Catherine | 1976 | SUI | | FISCHER |
| 38 | 55588 | RUMPFHUBER Ingrid | 1981 | AUT | | FISCHER |
| 39 | 295738 | BACHMANN Silke | 1977 | ITA | | VÖLKL |
| 40 | 515478 | ALPIGER Ella | 1979 | SUI | | FISCHER |
| 41 | 505260 | HARGIN Janette | 1977 | SWE | | ROSSIGNOL |
| 42 | 295462 | MAJ Chiara | 1980 | ITA | | SALOMON |
| 43 | 225206 | ALCOTT Chimene | 1982 | GBR | | FISCHER |
| 44 | 196026 | SANTON Aurelie | 1982 | FRA | | DYNASTAR |
| 45 | 55596 | WILHELM Kathrin | 1981 | AUT | | VÖLKL |
| 46 | 205820 | HUBER Isabelle | 1981 | GER | | ROSSIGNOL |
| 47 | 195311 | DUVILLARD Julie | 1978 | FRA | | DYNASTAR |
| 48 | 205119 | HALTMAYR Petra | 1975 | GER | | VÖLKL |
| 49 | 195920 | GIVELET Anne-Laure | 1981 | FRA | | DYNASTAR |
| 50 | 105662 | LEFRANCOIS Anne Marie | 1977 | CAN | | ROSSIGNOL |
| 51 | 195868 | MEILLEUR Karine | 1980 | FRA | | ROSSIGNOL |
| 52 | 296217 | COLETTI Alexandra | 1983 | ITA | | ROSSIGNOL |
| 53 | 495065 | RIENDA CONTRERAS Maria Jose | 1975 | SPA | | ROSSIGNOL |
| 54 | 296259 | MOELGG Manuela | 1983 | ITA | | FISCHER |
| 55 | 296729 | FANCHINI Nadia | 1986 | ITA | | DYNASTAR |
| 56 | 537544 | KILDOW Lindsey C. | 1984 | USA | | ROSSIGNOL |
| 57 | 155415 | ZAHROBSKA Sarka | 1985 | CZE | | HEAD |
| 58 | 255098 | KRISTJANSDOTTIR Dagny I. | 1980 | ISL | | ROSSIGNOL |
| 59 | 106402 | VANDERBEEK Kelly | 1983 | CAN | | VÖLKL |
| 60 | 515560 | SCHILD Martina | 1981 | SUI | | VÖLKL |
| 61 | 425001 | FLEMMEN Andrine | 1974 | NOR | | ROSSIGNOL |
| 62 | 35079 | SIMARI BIRKNER Maria Belen | 1982 | ARG | | ROSSIGNOL |
| 63 | 315149 | LOLOVIC Jelena | 1981 | JUG | | ROSSIGNOL |
| 64 | 536481 | SCHLEPER Sarah | 1979 | USA | | ROSSIGNOL |
| 65 | 105741 | FORSYTH Allison | 1978 | CAN | | ROSSIGNOL |

**AUDI FIS SKI WORLD CUP 2003/04**

2nd LADIES SUPER-G

OFFICIAL RESULTS

| Jury | | | Technical Data | |
|--------------------------|----------------|-----|----------------------------|------------------|
| TD FIS | S. PIROLA | CHI | Course Name | Piste de l'Etret |
| Referee | K. HOCH | FIS | Start Altitude | 2014 m |
| Assistant Referee | J. TISCHHAUSER | FIS | Finish Altitude | 1485 m |
| Chief of Race | G. FOSSOUD | FRA | Vertical Drop | 529 m |
| | | | Course Length | 2110 m |
| | | | Homologation Number | 6287/197/1 |

Race Information

| | | | | |
|------------------------|------------------|-----|------------------------|-----|
| Course Setter | S. DUGAS | CAN | | |
| Number of Gates | 37 | | | |
| Turning Gates | 33 | | | |
| Start Time | 10:30 | | | |
| Forerunners | A - G. MAUI | FRA | D - S. MOCELIN | FRA |
| | B - V. SCUOTTO | FRA | E - M. ROLLAND | FRA |
| | C - E. DEPOMMIER | FRA | F - M. MARCHAND ARVIER | FRA |

Weather: Sunny Snow: Hard Temperature – Start: -9 °C Finish: -8 °C F-factor: 980

Number of Competitors: 65

| Rank | Bib | FIS Code | Name | Year of Birth | Nation | Time | Diff. | Race Points | Ski |
|------|-----|----------|-----------------------|---------------|--------|---------|-------|-------------|-----------|
| 1 | 27 | 55212 | MEISSNITZER Alexandra | 1973 | AUT | 1:24.98 | | 0.00 | VÖLKL |
| 2 | 30 | 55069 | GOETSCHL Renate | 1975 | AUT | 1:25.19 | 0.21 | 2.42 | SALOMON |
| 3 | 28 | 55198 | DORFMEISTER Michaela | 1973 | AUT | 1:25.40 | 0.42 | 4.84 | BLIZZARD |
| 4 | 29 | 195374 | MONTILLET Carole | 1973 | FRA | 1:25.54 | 0.56 | 6.46 | ROSSIGNOL |
| 5 | 25 | 205117 | GERG Hilde | 1975 | GER | 1:25.62 | 0.64 | 7.38 | VÖLKL |
| 6 | 26 | 536138 | CLARK Kirsten L | 1977 | USA | 1:25.74 | 0.76 | 8.76 | FISCHER |
| 7 | 3 | 195503 | SUCHET Melanie | 1976 | FRA | 1:26.48 | 1.50 | 17.30 | SALOMON |
| 8 | 16 | 195671 | JACQUEMOD Ingrid | 1978 | FRA | 1:26.58 | 1.60 | 18.45 | SALOMON |
| 9 | 32 | 505483 | PAERSON Anja | 1981 | SWE | 1:26.63 | 1.65 | 19.03 | SALOMON |
| 10 | 20 | 536473 | LALIVE Caroline | 1979 | USA | 1:26.64 | 1.66 | 19.14 | SALOMON |
| 11 | 17 | 295588 | KOSTNER Isolde | 1975 | ITA | 1:26.74 | 1.76 | 20.30 | FISCHER |
| 11 | 8 | 55539 | BERGER Silvia | 1980 | AUT | 1:26.74 | 1.76 | 20.30 | FISCHER |
| 13 | 37 | 515348 | BORGHI Catherine | 1976 | SUI | 1:26.79 | 1.81 | 20.87 | FISCHER |
| 14 W | 60 | 515560 | SCHILD Martina | 1981 | SUI | 1:26.91 | 1.93 | 22.26 | VÖLKL |
| 15 | 36 | 205392 | HAEUSL Regina | 1973 | GER | 1:26.96 | 1.98 | 22.83 | SALOMON |
| 15 | 14 | 55538 | WIRTH Katja | 1980 | AUT | 1:26.96 | 1.98 | 22.83 | BLIZZARD |

#139 _____



AUDI FIS SKI WORLD CUP 2003/04

2nd LADIES SUPER-G

OFFICIAL RESULTS



Number of Competitors: 65

| Rank | Bib | FIS Code | Name | Year of Birth | Nation | Time | Diff. | Race Points | Ski |
|------|-----|----------|-----------------------|---------------|--------|---------|-------|-------------|-----------|
| 17 | 43 | 225206 | ALCOTT Chimene | 1982 | GBR | 1:27.00 | 2.02 | 23.29 | FISCHER |
| 18 | 46 | 205820 | HUBER Isabelle | 1981 | GER | 1:27.03 | 2.05 | 23.64 | ROSSIGNOL |
| 19 | 49 | 195920 | GIVELET Anne-Laure | 1981 | FRA | 1:27.06 | 2.08 | 23.99 | DYNASTAR |
| 20 | 41 | 505260 | HARGIN Janette | 1977 | SWE | 1:27.14 | 2.16 | 24.91 | ROSSIGNOL |
| 21 | 52 | 296217 | COLETTI Alexandra | 1983 | ITA | 1:27.25 | 2.27 | 26.18 | ROSSIGNOL |
| 22 | 15 | 105997 | BRYDON Emily | 1980 | CAN | 1:27.31 | 2.33 | 26.87 | SALOMON |
| 23 | 21 | 55261 | OBERMOSER Brigitte | 1976 | AUT | 1:27.32 | 2.34 | 26.99 | BLIZZARD |
| 24 | 51 | 195868 | MEILLEUR Karine | 1980 | FRA | 1:27.34 | 2.36 | 27.22 | ROSSIGNOL |
| 25 | 1 | 55052 | SCHNEIDER Tanja | 1974 | AUT | 1:27.37 | 2.39 | 27.56 | ROSSIGNOL |
| 26 | 23 | 295136 | CECCARELLI Daniela | 1975 | ITA | 1:27.41 | 2.43 | 28.02 | DYNASTAR |
| 27 | 50 | 105662 | LEFRANCOIS Anne Marie | 1977 | CAN | 1:27.47 | 2.49 | 28.71 | ROSSIGNOL |
| 28 | 12 | 515573 | AUFDENBLATTEN Fraenzi | 1981 | SUI | 1:27.51 | 2.53 | 29.18 | SALOMON |
| 29 | 61 | 425001 | FLEMMEN Andrine | 1974 | NOR | 1:27.54 | 2.56 | 29.52 | ROSSIGNOL |
| 30 | 19 | 106056 | SIMARD Genevieve | 1980 | CAN | 1:27.56 | 2.58 | 29.75 | ROSSIGNOL |
| 31 | 6 | 295533 | RECCHIA Lucia | 1980 | ITA | 1:27.59 | 2.61 | 30.10 | VÖLKL |
| 32 | 45 | 55596 | WILHELM Kathrin | 1981 | AUT | 1:27.62 | 2.64 | 30.44 | VÖLKL |
| 32 | 34 | 515166 | PIEREN Tanja | 1978 | SUI | 1:27.62 | 2.64 | 30.44 | ROSSIGNOL |
| 34 | 11 | 515170 | STYGER Nadia | 1978 | SUI | 1:27.65 | 2.67 | 30.79 | SALOMON |
| 35 | 7 | 55339 | LECHNER Martina | 1978 | AUT | 1:27.75 | 2.77 | 31.94 | BLIZZARD |
| 36 | 4 | 536884 | LUDLOW Libby | 1981 | USA | 1:27.79 | 2.81 | 32.41 | SALOMON |
| 37 | 13 | 515409 | BERTHOD Sylviane | 1977 | SUI | 1:27.91 | 2.93 | 33.79 | SALOMON |
| 38 | 56 | 537544 | KILDOW Lindsey C. | 1984 | USA | 1:28.07 | 3.09 | 35.63 | ROSSIGNOL |
| 39 | 54 | 296259 | MOELGG Manuela | 1983 | ITA | 1:28.10 | 3.12 | 35.98 | FISCHER |
| 40 | 31 | 505187 | OTTOSSON Anna | 1976 | SWE | 1:28.18 | 3.20 | 36.90 | DYNASTAR |
| 41 | 22 | 536477 | MENDES Jonna | 1979 | USA | 1:28.32 | 3.34 | 38.52 | FISCHER |
| 42 | 65 | 105741 | FORSYTH Allison | 1978 | CAN | 1:28.40 | 3.42 | 39.44 | ROSSIGNOL |
| 43 | 9 | 515403 | MUELLER Tamara | 1977 | SUI | 1:28.70 | 3.72 | 42.90 | ROSSIGNOL |
| 44 | 44 | 196026 | SANTON Aurelie | 1982 | FRA | 1:29.00 | 4.02 | 46.36 | DYNASTAR |
| 45 | 57 | 155415 | ZAHROBSKA Sarka | 1985 | CZE | 1:29.07 | 4.09 | 47.17 | HEAD |
| 46 | 39 | 295738 | BACHMANN Silke | 1977 | ITA | 1:29.21 | 4.23 | 48.78 | VÖLKL |

DID NOT START: 3 competitors

| | | | | | | | | |
|----|--------|-------------------------|------|-----|--|--|--|-----------|
| 58 | 255098 | KRISTJANSOTTIR Dagny I. | 1980 | ISL | | | | ROSSIGNOL |
| 59 | 106402 | VANDERBEEK Kelly | 1983 | CAN | | | | VÖLKL |
| 63 | 315149 | LOLOVIC Jelena | 1981 | JUG | | | | ROSSIGNOL |

DID NOT FINISH: 16 competitors

| | | | | | | | | |
|----|--------|------------------------|------|-----|--|--|--|-----------|
| 2 | 195837 | MATTEL Magda | 1980 | FRA | | | | DYNASTAR |
| 5 | 206001 | RIESCH Maria | 1984 | GER | | | | HEAD |
| 10 | 537545 | MANCUSO Julia | 1984 | USA | | | | ROSSIGNOL |
| 18 | 565037 | SUHADOLC Mojca | 1975 | SLO | | | | ROSSIGNOL |
| 24 | 205378 | ERTL Martina | 1973 | GER | | | | ROSSIGNOL |
| 33 | 495318 | RUIZ CASTILLO Carolina | 1981 | SPA | | | | DYNASTAR |
| 35 | 295449 | KLEON Barbara | 1980 | ITA | | | | DYNASTAR |
| 38 | 55588 | RUMPFHUBER Ingrid | 1981 | AUT | | | | FISCHER |
| 40 | 515478 | ALPIGER Ella | 1979 | SUI | | | | FISCHER |

#139 _____

**AUDI FIS SKI WORLD CUP 2003/04**

2nd LADIES SUPER-G

OFFICIAL RESULTS

Number of Competitors: 65

| Rank | Bib | FIS Code | Name | Year of Birth | Nation | Time | Diff. | Race Points | Ski |
|------|-----|----------|----------------------------|---------------|--------|------|-------|-------------|-----------|
| | 42 | 295462 | MAJ Chiara | 1980 | ITA | | | | SALOMON |
| | 47 | 195311 | DUVILLARD Julie | 1978 | FRA | | | | DYNASTAR |
| | 48 | 205119 | HALTMAYR Petra | 1975 | GER | | | | VÖLKL |
| | 53 | 495065 | RIENDA CONTRERAS M. | 1975 | SPA | | | | ROSSIGNOL |
| | 55 | 296729 | FANCHINI Nadia | 1986 | ITA | | | | DYNASTAR |
| | 62 | 35079 | SIMARI BIRKNER M. | 1982 | ARG | | | | ROSSIGNOL |
| | 64 | 536481 | SCHLEPER Sarah | 1979 | USA | | | | ROSSIGNOL |

Technical Delegate:

S. PIROLA (CHI) #139**LEGEND****W** WinStar is the athlete who realise the biggest jump within the first 15 who is started with bib 36 or higher

04-01-2004 / Megève (FRA) / 5954

Page 3/3

Data Processing by SWATCH

www.fis-ski.com

SWATCH Timing

Generation Date: SUN 4 JAN 2004

Time: 12:08 Swatch Internet Time: @506

Document: 73A 1.0

**AUDI FIS SKI WORLD CUP 2003/04**

2nd LADIES SUPER-G

PENALTY CALCULATION**Best 10 at Finish**

| Rank | Bib | FIS Code | Name | Nation | FIS Points | Best 5 | Race Points |
|------|-----|----------|-----------------------|--------|------------|--------|-------------|
| 1 | 27 | 55212 | MEISSNITZER Alexandra | AUT | 1.49 | 1.49 | 0.00 |
| 2 | 30 | 55069 | GOETSCHL Renate | AUT | 0.27 | 0.27 | 2.42 |
| 3 | 28 | 55198 | DORFMEISTER Michaela | AUT | 1.45 | 1.45 | 4.84 |
| 4 | 29 | 195374 | MONTILLET Carole | FRA | 0.00 | 0.00 | 6.46 |
| 5 | 25 | 205117 | GERG Hilde | GER | 2.95 | | |
| 6 | 26 | 536138 | CLARK Kirsten L | USA | 2.30 | 2.30 | 8.76 |
| 7 | 3 | 195503 | SUCHET Melanie | FRA | 6.00 | | |
| 8 | 16 | 195671 | JACQUEMOD Ingrid | FRA | 5.49 | | |
| 9 | 32 | 505483 | PAERSON Anja | SWE | 13.44 | | |
| 10 | 20 | 536473 | LALIVE Caroline | USA | 4.81 | | |

Best 5 FIS Points at Start

| Rank | Bib | FIS Code | Name | Nation | FIS Points |
|------|-----|----------|-----------------------|--------|------------|
| 4 | 29 | 195374 | MONTILLET Carole | FRA | 0.00 |
| 2 | 30 | 55069 | GOETSCHL Renate | AUT | 0.27 |
| 3 | 28 | 55198 | DORFMEISTER Michaela | AUT | 1.45 |
| 1 | 27 | 55212 | MEISSNITZER Alexandra | AUT | 1.49 |
| 6 | 26 | 536138 | CLARK Kirsten L | USA | 2.30 |

| | | | |
|----------------|---|--------|-------|
| TOTALS: | | | |
| | FIS Points of Best 5 at Start (B) | 5.51 | |
| | FIS Points of Best at Finish in Top 10 (A) | | 5.51 |
| | Race Points of Corresponding Competitors (C) | | 22.48 |
| | Calculated Penalty (A+B-C) : 10 => | -1.146 | |
| | Rounded | -1.15 | |
| | Category Adder | 0.00 | |
| | Correction Value (Z) | -6.97 | |
| | Calculated Penalty | 5.82 | |
| | Penalty Applied | 0.00 | |

| |
|--|
| Technical Delegate: S. PIROLA (CHI) #139 |
|--|



AUDI FIS SKI WORLD CUP 2003/04

2nd LADIES SUPER-G

PERFORMANCE ANALYSIS 1



Number of Competitors: 46

| Rank | Bib | Name | Nation | Positions | | | Partials | | | Difference | | Speed | |
|------|-----|-----------------------|--------|---|---|----------------------|----------|------|------|-------------|---------|-------|------|
| | | | | Pos. | Time | Rank | Pos. | Time | Rank | Time | Dist(m) | Pos. | km/h |
| 1 | 27 | MEISSNITZER Alexandra | AUT | Int1: 33.53 (1) Int2: 54.75 (1) Fin: 1:24.98 (1) | I1-I2: 21.22 (4) I2-Fin: 30.23 (2) | 0.00 0.00 0.00 | 0.00 | | | Avg.: 89.39 | | | |
| 2 | 30 | GOETSCHL Renate | AUT | Int1: 33.60 (2) Int2: 54.78 (2) Fin: 1:25.19 (2) | I1-I2: 21.18 (1) I2-Fin: 30.41 (4) | 0.07 0.03 0.21 | 5.20 | | | Avg.: 89.17 | | | |
| 3 | 28 | DORFMEISTER Michaela | AUT | Int1: 33.86 (3) Int2: 55.05 (3) Fin: 1:25.40 (3) | I1-I2: 21.19 (2) I2-Fin: 30.35 (3) | 0.33 0.30 0.42 | 10.38 | | | Avg.: 88.95 | | | |
| 4 | 29 | MONTILLET Carole | FRA | Int1: 33.92 (5) Int2: 55.13 (4) Fin: 1:25.54 (4) | I1-I2: 21.21 (3) I2-Fin: 30.41 (4) | 0.39 0.38 0.56 | 13.81 | | | Avg.: 88.80 | | | |
| 5 | 25 | GERG Hilde | GER | Int1: 34.24 (8) Int2: 55.56 (6) Fin: 1:25.62 (5) | I1-I2: 21.32 (7) I2-Fin: 30.06 (1) | 0.71 0.81 0.64 | 15.77 | | | Avg.: 88.72 | | | |
| 6 | 26 | CLARK Kirsten L | USA | Int1: 33.88 (4) Int2: 55.27 (5) Fin: 1:25.74 (6) | I1-I2: 21.39 (10) I2-Fin: 30.47 (6) | 0.35 0.52 0.76 | 18.70 | | | Avg.: 88.59 | | | |
| 7 | 3 | SUCHET Melanie | FRA | Int1: 34.42 (18) Int2: 55.88 (9) Fin: 1:26.48 (7) | I1-I2: 21.46 (12) I2-Fin: 30.60 (9) | 0.89 1.13 1.50 | 36.60 | | | Avg.: 87.84 | | | |
| 8 | 16 | JACQUEMOD Ingrid | FRA | Int1: 34.39 (17) Int2: 55.98 (14) Fin: 1:26.58 (8) | I1-I2: 21.59 (18) I2-Fin: 30.60 (9) | 0.86 1.23 1.60 | 38.99 | | | Avg.: 87.73 | | | |
| 9 | 32 | PAERSON Anja | SWE | Int1: 34.22 (7) Int2: 55.70 (7) Fin: 1:26.63 (9) | I1-I2: 21.48 (14) I2-Fin: 30.93 (19) | 0.69 0.95 1.65 | 40.19 | | | Avg.: 87.68 | | | |
| 10 | 20 | LALIVE Caroline | USA | Int1: 34.32 (13) Int2: 56.08 (17) Fin: 1:26.64 (10) | I1-I2: 21.76 (31) I2-Fin: 30.56 (7) | 0.79 1.33 1.66 | 40.43 | | | Avg.: 87.67 | | | |
| 11 | 17 | KOSTNER Isolde | ITA | Int1: 34.67 (26) Int2: 55.98 (14) Fin: 1:26.74 (11) | I1-I2: 21.31 (6) I2-Fin: 30.76 (14) | 1.14 1.23 1.76 | 42.81 | | | Avg.: 87.57 | | | |
| 11 | 8 | BERGER Silvia | AUT | Int1: 34.27 (10) Int2: 55.95 (12) Fin: 1:26.74 (11) | I1-I2: 21.68 (26) I2-Fin: 30.79 (16) | 0.74 1.20 1.76 | 42.81 | | | Avg.: 87.57 | | | |
| 13 | 37 | BORCHI Catherine | SUI | Int1: 34.49 (19) Int2: 55.93 (10) Fin: 1:26.79 (13) | I1-I2: 21.44 (11) I2-Fin: 30.86 (17) | 0.96 1.18 1.81 | 44.00 | | | Avg.: 87.52 | | | |



AUDI FIS SKI WORLD CUP 2003/04
2nd LADIES SUPER-G
PERFORMANCE ANALYSIS 1



Number of Competitors: 46

| Rank | Bib | Name | Nation | Positions | | | Partials | | | Difference | | Speed | |
|------|-----|-----------------------|--------|---|---|----------------------|----------|-------------|------|------------|---------|-------|------|
| | | | | Pos. | Time | Rank | Pos. | Time | Rank | Time | Dist(m) | Pos. | km/h |
| 14 | 60 | SCHILD Martina | SUI | Int1: 34.76 (32) Int2: 56.22 (21) Fin: 1:26.91 (14) | I1-I2: 21.46 (12) I2-Fin: 30.69 (12) | 1.23 1.47 1.93 | 46.86 | Avg.: 87.40 | | | | | |
| 15 | 36 | HAEUSL Regina | GER | Int1: 34.52 (21) Int2: 56.21 (20) Fin: 1:26.96 (15) | I1-I2: 21.69 (28) I2-Fin: 30.75 (13) | 0.99 1.46 1.98 | 48.04 | Avg.: 87.35 | | | | | |
| 15 | 14 | WIRTH Katja | AUT | Int1: 34.63 (24) Int2: 55.97 (13) Fin: 1:26.96 (15) | I1-I2: 21.34 (8) I2-Fin: 30.99 (22) | 1.10 1.22 1.98 | 48.04 | Avg.: 87.35 | | | | | |
| 17 | 43 | ALCOTT Chimene | GBR | Int1: 34.35 (14) Int2: 56.03 (16) Fin: 1:27.00 (17) | I1-I2: 21.68 (26) I2-Fin: 30.97 (21) | 0.82 1.28 2.02 | 48.99 | Avg.: 87.31 | | | | | |
| 18 | 46 | HUBER Isabelle | GER | Int1: 34.69 (28) Int2: 56.45 (28) Fin: 1:27.03 (18) | I1-I2: 21.76 (31) I2-Fin: 30.58 (8) | 1.16 1.70 2.05 | 49.70 | Avg.: 87.28 | | | | | |
| 19 | 49 | GIVELET Anne-Laure | FRA | Int1: 34.88 (37) Int2: 56.46 (29) Fin: 1:27.06 (19) | I1-I2: 21.58 (16) I2-Fin: 30.60 (9) | 1.35 1.71 2.08 | 50.41 | Avg.: 87.25 | | | | | |
| 20 | 41 | HARGIN Janette | SWE | Int1: 34.15 (6) Int2: 55.78 (8) Fin: 1:27.14 (20) | I1-I2: 21.63 (20) I2-Fin: 31.36 (36) | 0.62 1.03 2.16 | 52.30 | Avg.: 87.17 | | | | | |
| 21 | 52 | COLETTI Alexandra | ITA | Int1: 34.76 (32) Int2: 56.32 (24) Fin: 1:27.25 (21) | I1-I2: 21.56 (15) I2-Fin: 30.93 (19) | 1.23 1.57 2.27 | 54.90 | Avg.: 87.06 | | | | | |
| 22 | 15 | BRYDON Emily | CAN | Int1: 34.76 (32) Int2: 56.12 (18) Fin: 1:27.31 (22) | I1-I2: 21.36 (9) I2-Fin: 31.19 (33) | 1.23 1.37 2.33 | 56.31 | Avg.: 87.00 | | | | | |
| 23 | 21 | OBERMOSER Brigitte | AUT | Int1: 34.37 (16) Int2: 56.12 (18) Fin: 1:27.32 (23) | I1-I2: 21.75 (29) I2-Fin: 31.20 (34) | 0.84 1.37 2.34 | 56.54 | Avg.: 86.99 | | | | | |
| 24 | 51 | MEILLEUR Karine | FRA | Int1: 34.65 (25) Int2: 56.32 (24) Fin: 1:27.34 (24) | I1-I2: 21.67 (25) I2-Fin: 31.02 (25) | 1.12 1.57 2.36 | 57.01 | Avg.: 86.97 | | | | | |
| 25 | 1 | SCHNEIDER Tanja | AUT | Int1: 34.25 (9) Int2: 56.30 (23) Fin: 1:27.37 (25) | I1-I2: 22.05 (40) I2-Fin: 31.07 (28) | 0.72 1.55 2.39 | 57.72 | Avg.: 86.94 | | | | | |
| 26 | 23 | CECCARELLI Daniela | ITA | Int1: 34.35 (14) Int2: 56.51 (32) Fin: 1:27.41 (26) | I1-I2: 22.16 (45) I2-Fin: 30.90 (18) | 0.82 1.76 2.43 | 58.66 | Avg.: 86.90 | | | | | |
| 27 | 50 | LEFRANCOIS Anne Marie | CAN | Int1: 34.73 (30) Int2: 56.48 (30) Fin: 1:27.47 (27) | I1-I2: 21.75 (29) I2-Fin: 30.99 (22) | 1.20 1.73 2.49 | 60.07 | Avg.: 86.84 | | | | | |
| 28 | 12 | AUFDENBLATTEN Fraenzi | SUI | Int1: 34.69 (28) Int2: 56.49 (31) Fin: 1:27.51 (28) | I1-I2: 21.80 (33) I2-Fin: 31.02 (25) | 1.16 1.74 2.53 | 61.00 | Avg.: 86.80 | | | | | |
| 29 | 61 | FLEMMEN Andrine | NOR | Int1: 34.30 (11) Int2: 56.39 (26) Fin: 1:27.54 (29) | I1-I2: 22.09 (42) I2-Fin: 31.15 (31) | 0.77 1.64 2.56 | 61.70 | Avg.: 86.77 | | | | | |
| 30 | 19 | SIMARD Genevieve | CAN | Int1: 34.30 (11) Int2: 55.94 (11) Fin: 1:27.56 (30) | I1-I2: 21.64 (22) I2-Fin: 31.62 (41) | 0.77 1.19 2.58 | 62.17 | Avg.: 86.75 | | | | | |



AUDI FIS SKI WORLD CUP 2003/04
2nd LADIES SUPER-G
PERFORMANCE ANALYSIS 1



Number of Competitors: 46

| Rank | Bib | Name | Nation | Positions | | | Partials | | | Difference | | Speed | |
|------|-----|-------------------|--------|---|------|---|----------|----------------------|-------|-------------|---------|-------|------|
| | | | | Pos. | Time | Rank | Pos. | Time | Rank | Time | Dist(m) | Pos. | km/h |
| 31 | 6 | RECCHIA Lucia | ITA | Int1: 34.83 (36) Int2: 56.44 (27) Fin: 1:27.59 (31) | | I1-I2: 21.61 (19) I2-Fin: 31.15 (31) | | 1.30 1.69 2.61 | 62.87 | Avg.: 86.72 | | | |
| 32 | 45 | WILHELM Kathrin | AUT | Int1: 34.67 (26) Int2: 56.52 (33) Fin: 1:27.62 (32) | | I1-I2: 21.85 (36) I2-Fin: 31.10 (29) | | 1.14 1.77 2.64 | 63.57 | Avg.: 86.69 | | | |
| 32 | 34 | PIEREN Tanja | SUI | Int1: 34.79 (35) Int2: 56.85 (40) Fin: 1:27.62 (32) | | I1-I2: 22.06 (41) I2-Fin: 30.77 (15) | | 1.26 2.10 2.64 | 63.57 | Avg.: 86.69 | | | |
| 34 | 11 | STYGER Nadia | SUI | Int1: 35.07 (39) Int2: 56.65 (36) Fin: 1:27.65 (34) | | I1-I2: 21.58 (16) I2-Fin: 31.00 (24) | | 1.54 1.90 2.67 | 64.27 | Avg.: 86.66 | | | |
| 35 | 7 | LECHNER Martina | AUT | Int1: 35.49 (45) Int2: 56.71 (37) Fin: 1:27.75 (35) | | I1-I2: 21.22 (4) I2-Fin: 31.04 (27) | | 1.96 1.96 2.77 | 66.61 | Avg.: 86.56 | | | |
| 36 | 4 | LUDLOW Libby | USA | Int1: 34.51 (20) Int2: 56.52 (33) Fin: 1:27.79 (36) | | I1-I2: 22.01 (39) I2-Fin: 31.27 (35) | | 0.98 1.77 2.81 | 67.54 | Avg.: 86.52 | | | |
| 37 | 13 | BERTHOD Sylviane | SUI | Int1: 34.62 (22) Int2: 56.27 (22) Fin: 1:27.91 (37) | | I1-I2: 21.65 (23) I2-Fin: 31.64 (43) | | 1.09 1.52 2.93 | 70.33 | Avg.: 86.41 | | | |
| 38 | 56 | KILDOW Lindsey C. | USA | Int1: 34.95 (38) Int2: 56.58 (35) Fin: 1:28.07 (38) | | I1-I2: 21.63 (20) I2-Fin: 31.49 (39) | | 1.42 1.83 3.09 | 74.03 | Avg.: 86.25 | | | |
| 39 | 54 | MOELGG Manuela | ITA | Int1: 35.20 (43) Int2: 57.00 (42) Fin: 1:28.10 (39) | | I1-I2: 21.80 (33) I2-Fin: 31.10 (29) | | 1.67 2.25 3.12 | 74.72 | Avg.: 86.22 | | | |
| 40 | 31 | OTTOSSON Anna | SWE | Int1: 34.62 (22) Int2: 56.77 (39) Fin: 1:28.18 (40) | | I1-I2: 22.15 (44) I2-Fin: 31.41 (38) | | 1.09 2.02 3.20 | 76.57 | Avg.: 86.14 | | | |
| 41 | 22 | MENDES Jonna | USA | Int1: 34.75 (31) Int2: 56.71 (37) Fin: 1:28.32 (41) | | I1-I2: 21.96 (38) I2-Fin: 31.61 (40) | | 1.22 1.96 3.34 | 79.79 | Avg.: 86.01 | | | |
| 42 | 65 | FORSYTH Allison | CAN | Int1: 35.15 (41) Int2: 57.00 (42) Fin: 1:28.40 (42) | | I1-I2: 21.85 (36) I2-Fin: 31.40 (37) | | 1.62 2.25 3.42 | 81.63 | Avg.: 85.93 | | | |
| 43 | 9 | MUELLER Tamara | SUI | Int1: 35.19 (42) Int2: 56.85 (40) Fin: 1:28.70 (43) | | I1-I2: 21.66 (24) I2-Fin: 31.85 (46) | | 1.66 2.10 3.72 | 88.49 | Avg.: 85.64 | | | |
| 44 | 44 | SANTON Aurelie | FRA | Int1: 35.28 (44) Int2: 57.37 (44) Fin: 1:29.00 (44) | | I1-I2: 22.09 (42) I2-Fin: 31.63 (42) | | 1.75 2.62 4.02 | 95.31 | Avg.: 85.35 | | | |
| 45 | 57 | ZAHROBSKA Sarka | CZE | Int1: 35.61 (46) Int2: 57.43 (45) Fin: 1:29.07 (45) | | I1-I2: 21.82 (35) I2-Fin: 31.64 (43) | | 2.08 2.68 4.09 | 96.89 | Avg.: 85.28 | | | |



AUDI FIS SKI WORLD CUP 2003/04
 2nd LADIES SUPER-G
PERFORMANCE ANALYSIS 1



Number of Competitors: 46

| Rank | Bib | Name | Nation | Positions | | | Partials | | | Difference | | Speed | |
|------|-----|----------------|--------|-----------|---------|------|----------|-------|------|------------|---------|-------|-------|
| | | | | Pos. | Time | Rank | Pos. | Time | Rank | Time | Dist(m) | Pos. | km/h |
| 46 | 39 | BACHMANN Silke | ITA | Int1: | 35.07 | (39) | I1-I2: | 22.38 | (46) | 1.54 | | | |
| | | | | Int2: | 57.45 | (46) | I2-Fin: | 31.76 | (45) | 2.70 | | | |
| | | | | Fin: | 1:29.21 | (46) | | | | 4.23 | 100.05 | Avg.: | 85.15 |

| | | | | | | | |
|---------------|--------------------------------|----------------|---------------------------|--------------|----------------|-------------|--------|
| LEGEND | | | | | | | |
| Pos | Intermediate or Speed Position | Dist(m) | Distance behind the first | Int2: | Intermediate 2 | Fin: | Finish |
| Avg. | Average Speed for the race | Int1: | Intermediate 1 | | | | |



AUDI FIS SKI WORLD CUP 2003/04
2nd LADIES SUPER-G
PERFORMANCE ANALYSIS 2



Number of Competitors: 65

| Bib | Name | Nation | Positions | | | Partials | | | Difference | | Speed | |
|-----|-----------------------|--------|---|------|------|---|------|----------------------|------------|-------------|-------|------|
| | | | Pos. | Time | Rank | Pos. | Time | Rank | Time | Dist(m) | Pos. | km/h |
| 1 | SCHNEIDER Tanja | AUT | Int1: 34.25 (9) Int2: 56.30 (24) Fin: 1:27.37 (25) | | | I1-I2: 22.05 (42) I2-Fin: 31.07 (28) | | 0.72 1.55 2.39 | 57.72 | Avg.: 86.94 | | |
| 2 | MATTEL Magda | FRA | Int1: 34.40 (21) Int2: DNF Fin: DNF | | | I1-I2: I2-Fin: | | 0.87 | | Avg.: | | |
| 3 | SUCHET Melanie | FRA | Int1: 34.42 (23) Int2: 55.88 (9) Fin: 1:26.48 (7) | | | I1-I2: 21.46 (12) I2-Fin: 30.60 (9) | | 0.89 1.13 1.50 | 36.60 | Avg.: 87.84 | | |
| 4 | LUDLOW Libby | USA | Int1: 34.51 (26) Int2: 56.52 (35) Fin: 1:27.79 (36) | | | I1-I2: 22.01 (41) I2-Fin: 31.27 (35) | | 0.98 1.77 2.81 | 67.54 | Avg.: 86.52 | | |
| 5 | RIESCH Maria | GER | Int1: 34.39 (19) Int2: DNF Fin: DNF | | | I1-I2: I2-Fin: | | 0.86 | | Avg.: | | |
| 6 | RECCHIA Lucia | ITA | Int1: 34.83 (47) Int2: 56.44 (29) Fin: 1:27.59 (31) | | | I1-I2: 21.61 (20) I2-Fin: 31.15 (31) | | 1.30 1.69 2.61 | 62.87 | Avg.: 86.72 | | |
| 7 | LECHNER Martina | AUT | Int1: 35.49 (59) Int2: 56.71 (40) Fin: 1:27.75 (35) | | | I1-I2: 21.22 (4) I2-Fin: 31.04 (27) | | 1.96 1.96 2.77 | 66.61 | Avg.: 86.56 | | |
| 8 | BERGER Silvia | AUT | Int1: 34.27 (10) Int2: 55.95 (12) Fin: 1:26.74 (11) | | | I1-I2: 21.68 (27) I2-Fin: 30.79 (16) | | 0.74 1.20 1.76 | 42.81 | Avg.: 87.57 | | |
| 9 | MUELLER Tamara | SUI | Int1: 35.19 (56) Int2: 56.85 (43) Fin: 1:28.70 (43) | | | I1-I2: 21.66 (25) I2-Fin: 31.85 (46) | | 1.66 2.10 3.72 | 88.49 | Avg.: 85.64 | | |
| 10 | MANCUSO Julia | USA | Int1: 35.18 (55) Int2: DNF Fin: DNF | | | I1-I2: I2-Fin: | | 1.65 | | Avg.: | | |
| 11 | STYGER Nadia | SUI | Int1: 35.07 (52) Int2: 56.65 (39) Fin: 1:27.65 (34) | | | I1-I2: 21.58 (16) I2-Fin: 31.00 (24) | | 1.54 1.90 2.67 | 64.27 | Avg.: 86.66 | | |
| 12 | AUFDENBLATTEN Fraenzi | SUI | Int1: 34.69 (35) Int2: 56.49 (33) Fin: 1:27.51 (28) | | | I1-I2: 21.80 (34) I2-Fin: 31.02 (25) | | 1.16 1.74 2.53 | 61.00 | Avg.: 86.80 | | |
| 13 | BERTHOD Sylviane | SUI | Int1: 34.62 (29) Int2: 56.27 (23) Fin: 1:27.91 (37) | | | I1-I2: 21.65 (24) I2-Fin: 31.64 (43) | | 1.09 1.52 2.93 | 70.33 | Avg.: 86.41 | | |



AUDI FIS SKI WORLD CUP 2003/04
2nd LADIES SUPER-G
PERFORMANCE ANALYSIS 2



Number of Competitors: 65

| Bib | Name | Nation | Positions | | | Partials | | | Difference | | Speed | |
|-----|-----------------------|--------|---|---|----------------------|----------|-------------|------|------------|---------|-------|------|
| | | | Pos. | Time | Rank | Pos. | Time | Rank | Time | Dist(m) | Pos. | km/h |
| 14 | WIRTH Katja | AUT | Int1: 34.63 (31) Int2: 55.97 (13) Fin: 1:26.96 (15) | I1-I2: 21.34 (8) I2-Fin: 30.99 (22) | 1.10 1.22 1.98 | 48.04 | Avg.: 87.35 | | | | | |
| 15 | BRYDON Emily | CAN | Int1: 34.76 (43) Int2: 56.12 (19) Fin: 1:27.31 (22) | I1-I2: 21.36 (9) I2-Fin: 31.19 (33) | 1.23 1.37 2.33 | 56.31 | Avg.: 87.00 | | | | | |
| 16 | JACQUEMOD Ingrid | FRA | Int1: 34.39 (19) Int2: 55.98 (14) Fin: 1:26.58 (8) | I1-I2: 21.59 (18) I2-Fin: 30.60 (9) | 0.86 1.23 1.60 | 38.99 | Avg.: 87.73 | | | | | |
| 17 | KOSTNER Isolde | ITA | Int1: 34.67 (33) Int2: 55.98 (14) Fin: 1:26.74 (11) | I1-I2: 21.31 (6) I2-Fin: 30.76 (14) | 1.14 1.23 1.76 | 42.81 | Avg.: 87.57 | | | | | |
| 18 | SUHADOLC Mojca | SLO | Int1: 34.55 (28) Int2: 56.36 (27) Fin: DNF | I1-I2: 21.81 (36) I2-Fin: | 1.02 1.61 | | Avg.: | | | | | |
| 19 | SIMARD Genevieve | CAN | Int1: 34.30 (11) Int2: 55.94 (11) Fin: 1:27.56 (30) | I1-I2: 21.64 (23) I2-Fin: 31.62 (41) | 0.77 1.19 2.58 | 62.17 | Avg.: 86.75 | | | | | |
| 20 | LALIVE Caroline | USA | Int1: 34.32 (13) Int2: 56.08 (17) Fin: 1:26.64 (10) | I1-I2: 21.76 (32) I2-Fin: 30.56 (7) | 0.79 1.33 1.66 | 40.43 | Avg.: 87.67 | | | | | |
| 21 | OBERMOSER Brigitte | AUT | Int1: 34.37 (18) Int2: 56.12 (19) Fin: 1:27.32 (23) | I1-I2: 21.75 (30) I2-Fin: 31.20 (34) | 0.84 1.37 2.34 | 56.54 | Avg.: 86.99 | | | | | |
| 22 | MENDES Jonna | USA | Int1: 34.75 (42) Int2: 56.71 (40) Fin: 1:28.32 (41) | I1-I2: 21.96 (40) I2-Fin: 31.61 (40) | 1.22 1.96 3.34 | 79.79 | Avg.: 86.01 | | | | | |
| 23 | CECCARELLI Daniela | ITA | Int1: 34.35 (14) Int2: 56.51 (34) Fin: 1:27.41 (26) | I1-I2: 22.16 (47) I2-Fin: 30.90 (18) | 0.82 1.76 2.43 | 58.66 | Avg.: 86.90 | | | | | |
| 24 | ERTL Martina | GER | Int1: Int2: Fin: DNF | I1-I2: I2-Fin: | | | Avg.: | | | | | |
| 25 | GERG Hilde | GER | Int1: 34.24 (8) Int2: 55.56 (6) Fin: 1:25.62 (5) | I1-I2: 21.32 (7) I2-Fin: 30.06 (1) | 0.71 0.81 0.64 | 15.77 | Avg.: 88.72 | | | | | |
| 26 | CLARK Kirsten L | USA | Int1: 33.88 (4) Int2: 55.27 (5) Fin: 1:25.74 (6) | I1-I2: 21.39 (10) I2-Fin: 30.47 (6) | 0.35 0.52 0.76 | 18.70 | Avg.: 88.59 | | | | | |
| 27 | MEISSNITZER Alexandra | AUT | Int1: 33.53 (1) Int2: 54.75 (1) Fin: 1:24.98 (1) | I1-I2: 21.22 (4) I2-Fin: 30.23 (2) | 0.00 0.00 0.00 | 0.00 | Avg.: 89.39 | | | | | |
| 28 | DORFMEISTER Michaela | AUT | Int1: 33.86 (3) Int2: 55.05 (3) Fin: 1:25.40 (3) | I1-I2: 21.19 (2) I2-Fin: 30.35 (3) | 0.33 0.30 0.42 | 10.38 | Avg.: 88.95 | | | | | |
| 29 | MONTILLET Carole | FRA | Int1: 33.92 (5) Int2: 55.13 (4) Fin: 1:25.54 (4) | I1-I2: 21.21 (3) I2-Fin: 30.41 (4) | 0.39 0.38 0.56 | 13.81 | Avg.: 88.80 | | | | | |
| 30 | GOETSCHL Renate | AUT | Int1: 33.60 (2) Int2: 54.78 (2) Fin: 1:25.19 (2) | I1-I2: 21.18 (1) I2-Fin: 30.41 (4) | 0.07 0.03 0.21 | 5.20 | Avg.: 89.17 | | | | | |



AUDI FIS SKI WORLD CUP 2003/04
2nd LADIES SUPER-G
PERFORMANCE ANALYSIS 2



Number of Competitors: 65

| Bib | Name | Nation | Positions | | | Partials | | | Difference | | Speed | |
|-----|------------------------|--------|---|---|----------------------|----------|-------------|------|------------|---------|-------|------|
| | | | Pos. | Time | Rank | Pos. | Time | Rank | Time | Dist(m) | Pos. | km/h |
| 31 | OTTOSSON Anna | SWE | Int1: 34.62 (29) Int2: 56.77 (42) Fin: 1:28.18 (40) | I1-I2: 22.15 (46) I2-Fin: 31.41 (38) | 1.09 2.02 3.20 | 76.57 | Avg.: 86.14 | | | | | |
| 32 | PAERSON Anja | SWE | Int1: 34.22 (7) Int2: 55.70 (7) Fin: 1:26.63 (9) | I1-I2: 21.48 (14) I2-Fin: 30.93 (19) | 0.69 0.95 1.65 | 40.19 | Avg.: 87.68 | | | | | |
| 33 | RUIZ CASTILLO Carolina | SPA | Int1: 34.84 (48) Int2: Fin: DNF | I1-I2: I2-Fin: | 1.31 | | Avg.: | | | | | |
| 34 | PIEREN Tanja | SUI | Int1: 34.79 (46) Int2: 56.85 (43) Fin: 1:27.62 (32) | I1-I2: 22.06 (43) I2-Fin: 30.77 (15) | 1.26 2.10 2.64 | 63.57 | Avg.: 86.69 | | | | | |
| 35 | KLEON Barbara | ITA | Int1: 34.49 (24) Int2: 56.09 (18) Fin: DNF | I1-I2: 21.60 (19) I2-Fin: | 0.96 1.34 | | Avg.: | | | | | |
| 36 | HAEUSL Regina | GER | Int1: 34.52 (27) Int2: 56.21 (21) Fin: 1:26.96 (15) | I1-I2: 21.69 (29) I2-Fin: 30.75 (13) | 0.99 1.46 1.98 | 48.04 | Avg.: 87.35 | | | | | |
| 37 | BORGHI Catherine | SUI | Int1: 34.49 (24) Int2: 55.93 (10) Fin: 1:26.79 (13) | I1-I2: 21.44 (11) I2-Fin: 30.86 (17) | 0.96 1.18 1.81 | 44.00 | Avg.: 87.52 | | | | | |
| 38 | RUMPFHUBER Ingrid | AUT | Int1: 34.41 (22) Int2: 56.60 (38) Fin: DNF | I1-I2: 22.19 (48) I2-Fin: | 0.88 1.85 | | Avg.: | | | | | |
| 39 | BACHMANN Silke | ITA | Int1: 35.07 (52) Int2: 57.45 (49) Fin: 1:29.21 (46) | I1-I2: 22.38 (49) I2-Fin: 31.76 (45) | 1.54 2.70 4.23 | 100.05 | Avg.: 85.15 | | | | | |
| 40 | ALPIGER Ella | SUI | Int1: 34.96 (51) Int2: Fin: DNF | I1-I2: I2-Fin: | 1.43 | | Avg.: | | | | | |
| 41 | HARGIN Janette | SWE | Int1: 34.15 (6) Int2: 55.78 (8) Fin: 1:27.14 (20) | I1-I2: 21.63 (21) I2-Fin: 31.36 (36) | 0.62 1.03 2.16 | 52.30 | Avg.: 87.17 | | | | | |
| 42 | MAJ Chiara | ITA | Int1: 34.35 (14) Int2: Fin: DNF | I1-I2: I2-Fin: | 0.82 | | Avg.: | | | | | |
| 43 | ALCOTT Chimene | GBR | Int1: 34.35 (14) Int2: 56.03 (16) Fin: 1:27.00 (17) | I1-I2: 21.68 (27) I2-Fin: 30.97 (21) | 0.82 1.28 2.02 | 48.99 | Avg.: 87.31 | | | | | |
| 44 | SANTON Aurelie | FRA | Int1: 35.28 (58) Int2: 57.37 (47) Fin: 1:29.00 (44) | I1-I2: 22.09 (44) I2-Fin: 31.63 (42) | 1.75 2.62 4.02 | 95.31 | Avg.: 85.35 | | | | | |
| 45 | WILHELM Kathrin | AUT | Int1: 34.67 (33) Int2: 56.52 (35) Fin: 1:27.62 (32) | I1-I2: 21.85 (38) I2-Fin: 31.10 (29) | 1.14 1.77 2.64 | 63.57 | Avg.: 86.69 | | | | | |
| 46 | HUBER Isabelle | GER | Int1: 34.69 (35) Int2: 56.45 (30) Fin: 1:27.03 (18) | I1-I2: 21.76 (32) I2-Fin: 30.58 (8) | 1.16 1.70 2.05 | 49.70 | Avg.: 87.28 | | | | | |
| 47 | DUVILLARD Julie | FRA | Int1: 34.36 (17) Int2: Fin: DNF | I1-I2: I2-Fin: | 0.83 | | Avg.: | | | | | |



AUDI FIS SKI WORLD CUP 2003/04
2nd LADIES SUPER-G
PERFORMANCE ANALYSIS 2



Number of Competitors: 65

| Bib | Name | Nation | Positions | | | Partials | | | Difference | | Speed | | |
|-----|-----------------------------|--------|------------------------|---------------------------|----------------------|-------------------|--------------------------|----------------------|------------|---------|-------|-------|-------|
| | | | Pos. | Time | Rank | Pos. | Time | Rank | Time | Dist(m) | Pos. | km/h | Rank |
| 48 | HALTMAYR Petra | GER | Int1: Int2: Fin: | 34.69 DNF | (35) | I1-I2: I2-Fin: | | | 1.16 | | | Avg.: | |
| 49 | GIVELET Anne-Laure | FRA | Int1: Int2: Fin: | 34.88 56.46 1:27.06 | (49) (31) (19) | I1-I2: I2-Fin: | 21.58 (16) 30.60 (9) | 1.35 1.71 2.08 | 50.41 | | | Avg.: | 87.25 |
| 50 | LEFRANCOIS Anne Marie | CAN | Int1: Int2: Fin: | 34.73 56.48 1:27.47 | (40) (32) (27) | I1-I2: I2-Fin: | 21.75 (30) 30.99 (22) | 1.20 1.73 2.49 | 60.07 | | | Avg.: | 86.84 |
| 51 | MEILLEUR Karine | FRA | Int1: Int2: Fin: | 34.65 56.32 1:27.34 | (32) (25) (24) | I1-I2: I2-Fin: | 21.67 (26) 31.02 (25) | 1.12 1.57 2.36 | 57.01 | | | Avg.: | 86.97 |
| 52 | COLETTI Alexandra | ITA | Int1: Int2: Fin: | 34.76 56.32 1:27.25 | (43) (25) (21) | I1-I2: I2-Fin: | 21.56 (15) 30.93 (19) | 1.23 1.57 2.27 | 54.90 | | | Avg.: | 87.06 |
| 53 | RIENDA CONTRERAS Maria Jose | SPA | Int1: Int2: Fin: | 34.71 DNF | (38) | I1-I2: I2-Fin: | | | 1.18 | | | Avg.: | |
| 54 | MOELGG Manuela | ITA | Int1: Int2: Fin: | 35.20 57.00 1:28.10 | (57) (45) (39) | I1-I2: I2-Fin: | 21.80 (34) 31.10 (29) | 1.67 2.25 3.12 | 74.72 | | | Avg.: | 86.22 |
| 55 | FANCHINI Nadia | ITA | Int1: Int2: Fin: | 34.72 DNF | (39) | I1-I2: I2-Fin: | | | 1.19 | | | Avg.: | |
| 56 | KILDOW Lindsey C. | USA | Int1: Int2: Fin: | 34.95 56.58 1:28.07 | (50) (37) (38) | I1-I2: I2-Fin: | 21.63 (21) 31.49 (39) | 1.42 1.83 3.09 | 74.03 | | | Avg.: | 86.25 |
| 57 | ZAHROBSKA Sarka | CZE | Int1: Int2: Fin: | 35.61 57.43 1:29.07 | (60) (48) (45) | I1-I2: I2-Fin: | 21.82 (37) 31.64 (43) | 2.08 2.68 4.09 | 96.89 | | | Avg.: | 85.28 |
| 58 | KRISTJANSDOTTIR Dagny I. | ISL | Int1: Int2: Fin: | DNF | | I1-I2: I2-Fin: | | | | | | Avg.: | |
| 59 | VANDERBEEK Kelly | CAN | Int1: Int2: Fin: | DNF | | I1-I2: I2-Fin: | | | | | | Avg.: | |
| 60 | SCHILD Martina | SUI | Int1: Int2: Fin: | 34.76 56.22 1:26.91 | (43) (22) (14) | I1-I2: I2-Fin: | 21.46 (12) 30.69 (12) | 1.23 1.47 1.93 | 46.86 | | | Avg.: | 87.40 |
| 61 | FLEMMEN Andrine | NOR | Int1: Int2: Fin: | 34.30 56.39 1:27.54 | (11) (28) (29) | I1-I2: I2-Fin: | 22.09 (44) 31.15 (31) | 0.77 1.64 2.56 | 61.70 | | | Avg.: | 86.77 |
| 62 | SIMARI BIRKNER Maria Belen | ARG | Int1: Int2: Fin: | 36.19 58.73 DNF | (61) (50) | I1-I2: I2-Fin: | 22.54 (50) | 2.66 3.98 | | | | Avg.: | |
| 63 | LOLOVIC Jelena | JUG | Int1: Int2: Fin: | DNF | | I1-I2: I2-Fin: | | | | | | Avg.: | |
| 64 | SCHLEPER Sarah | USA | Int1: Int2: Fin: | 34.74 DNF | (41) | I1-I2: I2-Fin: | | | 1.21 | | | Avg.: | |



AUDI FIS SKI WORLD CUP 2003/04
 2nd LADIES SUPER-G
PERFORMANCE ANALYSIS 2



Number of Competitors: 65

| Bib Name | Nation | Positions | | | Partial | | | Difference | | Speed | |
|--------------------|--------|-----------|---------|------|---------|-------|------|------------|---------|-------|-------|
| | | Pos. | Time | Rank | Pos. | Time | Rank | Time | Dist(m) | Pos. | km/h |
| 65 FORSYTH Allison | CAN | Int1: | 35.15 | (54) | 11-12: | 21.85 | (38) | 1.62 | | Avg.: | 85.93 |
| | | Int2: | 57.00 | (45) | | | | 2.25 | | | |
| | | Fin: | 1:28.40 | (42) | | | | 12-Fin: | 31.40 | | |

| | | | | | | | |
|---------------|--------------------------------|----------------|---------------------------|--------------|----------------|-------------|---------------|
| LEGEND | | | | | | | |
| Pos | Intermediate or Speed Position | Dist(m) | Distance behind the first | Int2: | Intermediate 2 | DNS | Did Not Start |
| Avg. | Average Speed for the race | Int1: | Intermediate 1 | DNF | Did Not Finish | Fin: | Finish |



AUDI FIS SKI WORLD CUP



AUDI FIS SKI WORLD CUP 2003/04 AFTER 2nd LADIES SUPER-G SUPER-G FIS WCSL LIST

| Number of Competitors: 64 | | | | 7 DEC 2003 Lake Louise (CAN) | | 4 JAN 2004 Megève (FRA) | | | |
|---------------------------|----------|-----------------------|--------|------------------------------|-----|-------------------------|-----|-----|-----------|
| Rank | FIS Code | Name | Nation | 1 | 2 | Base | - X | + Y | = WCSL-SG |
| 1 | 55069 | GOETSCHL Renate | AUT | 100 | 80 | 490 | 123 | 180 | 547 |
| 2 | 195374 | MONTILLET Carole | FRA | 32 | 50 | 511 | 128 | 82 | 465 |
| 3 | 55198 | DORFMEISTER Michaela | AUT | 80 | 60 | 398 | 100 | 140 | 438 |
| 4 | 55212 | MEISSNITZER Alexandra | AUT | 3 | 100 | 395 | 99 | 103 | 399 |
| 5 | 536138 | CLARK Kirsten L | USA | 50 | 40 | 332 | 83 | 90 | 339 |
| 6 | 205117 | GERG Hilde | GER | 60 | 45 | 281 | 70 | 105 | 316 |
| 7 | 295342 | PUTZER Karen | ITA | - | - | 394 | 99 | - | 295 |
| 8 | 205378 | ERTL Martina | GER | 29 | - | 291 | 73 | 29 | 247 |
| 9 | 295136 | CECCARELLI Daniela | ITA | - | 5 | 289 | 72 | 5 | 222 |
| 10 | 385022 | KOSTELIC Janica | CRO | - | - | 281 | 70 | - | 211 |
| 11 | 536477 | MENDES Jonna | USA | - | - | 251 | 63 | - | 188 |
| 12 | 55261 | OBERMOSER Brigitte | AUT | - | 8 | 239 | 60 | 8 | 187 |
| 13 | 515098 | REY BELLET Corinne | SUI | - | - | 242 | 61 | - | 181 |
| 14 | 105546 | TURGEON Melanie | CAN | - | - | 203 | 51 | - | 152 |
| 15 | 536473 | LALIVE Caroline | USA | 16 | 26 | 136 | 34 | 42 | 144 |
| 16 | 195671 | JACQUEMOD Ingrid | FRA | 14 | 32 | 83 | 21 | 46 | 108 |
| 17 | 295588 | KOSTNER Isolde | ITA | - | 24 | 106 | 27 | 24 | 103 |
| 18 | 106056 | SIMARD Genevieve | CAN | 6 | 1 | 120 | 30 | 7 | 97 |
| 19 | 565037 | SUHADOLC Mojca | SLO | - | - | 109 | 27 | - | 82 |
| 20 | 105997 | BRYDON Emily | CAN | 14 | 9 | 77 | 19 | 23 | 81 |
| 20 | 55538 | WIRTH Katja | AUT | 26 | 16 | 52 | 13 | 42 | 81 |
| 22 | 55313 | ROHREGGER Eveline | AUT | - | - | 98 | 25 | - | 73 |
| 22 | 195503 | SUCHET Melanie | FRA | 10 | 36 | 36 | 9 | 46 | 73 |
| 24 | 55539 | BERGER Silvia | AUT | 8 | 24 | 49 | 12 | 32 | 69 |
| 25 | 515573 | AUFDENBLATTEN Fraenzi | SUI | - | 3 | 75 | 19 | 3 | 59 |
| 25 | 515409 | BERTHOD Sylviane | SUI | 4 | - | 73 | 18 | 4 | 59 |
| 27 | 515170 | STYGER Nadia | SUI | 45 | - | 15 | 4 | 45 | 56 |
| 28 | 537545 | MANCUSO Julia | USA | 11 | - | 53 | 13 | 11 | 51 |
| 28 | 505483 | PAERSON Anja | SWE | - | 29 | 30 | 8 | 29 | 51 |
| 30 | 55339 | LECHNER Martina | AUT | 40 | - | 9 | 2 | 40 | 47 |
| 30 | 515403 | MUELLER Tamara | SUI | - | - | 63 | 16 | - | 47 |
| 32 | 205392 | HAEUSL Regina | GER | - | 16 | 35 | 9 | 16 | 42 |
| 33 | 225206 | ALCOTT Chimene | GBR | 24 | 14 | 4 | 1 | 38 | 41 |
| 34 | 195837 | MATTEL Magda | FRA | 40 | - | - | - | 40 | 40 |





AUDI FIS SKI WORLD CUP



AUDI FIS SKI WORLD CUP 2003/04

AFTER 2nd LADIES SUPER-G

SUPER-G FIS WCSL LIST

| Number of Competitors: 64 | | | | 7 DEC 2003 Lake Louise (CAN) | | 4 JAN 2004 Megève (FRA) | | | |
|---------------------------|----------|-------------------------|--------|------------------------------|----|-------------------------|----|----|----|
| Rank | FIS Code | Name | Nation | 1 | 2 | Base - X + Y = WCSL-SG | | | |
| 34 | 295533 | RECCHIA Lucia | ITA | 7 | - | 44 | 11 | 7 | 40 |
| 34 | 206001 | RIESCH Maria | GER | 22 | - | 24 | 6 | 22 | 40 |
| 37 | 515348 | BORGHI Catherine | SUI | - | 20 | 25 | 6 | 20 | 39 |
| 37 | 55052 | SCHNEIDER Tanja | AUT | - | 6 | 44 | 11 | 6 | 39 |
| 39 | 536884 | LUDLOW Libby | USA | - | - | 48 | 12 | - | 36 |
| 40 | 505260 | HARGIN Janette | SWE | - | 11 | 22 | 6 | 11 | 27 |
| 41 | 495318 | RUIZ CASTILLO Carolina | SPA | - | - | 35 | 9 | - | 26 |
| 42 | 205820 | HUBER Isabelle | GER | - | 13 | 16 | 4 | 13 | 25 |
| 42 | 515166 | PIEREN Tanja | SUI | 20 | - | 7 | 2 | 20 | 25 |
| 44 | 505187 | OTTOSSON Anna | SWE | - | - | 32 | 8 | - | 24 |
| 44 | 485062 | ZELENSKAJA Warwara | RUS | - | - | 32 | 8 | - | 24 |
| 46 | 55588 | RUMPFHUBER Ingrid | AUT | 18 | - | 3 | 1 | 18 | 20 |
| 47 | 195920 | GIVELET Anne-Laure | FRA | 5 | 12 | 3 | 1 | 17 | 19 |
| 47 | 535529 | MONAHAN Kathleen | USA | - | - | 25 | 6 | - | 19 |
| 49 | 515429 | DUMERMUTH Monika | SUI | - | - | 24 | 6 | - | 18 |
| 49 | 515560 | SCHILD Martina | SUI | - | 18 | - | - | 18 | 18 |
| 51 | 295463 | BASSIS Patrizia | ITA | - | - | 22 | 6 | - | 16 |
| 51 | 55290 | HEREGGER Selina | AUT | - | - | 22 | 6 | - | 16 |
| 51 | 505632 | LINDELL-VIKARBY Jessica | SWE | - | - | 22 | 6 | - | 16 |
| 54 | 515478 | ALPIGER Eila | SUI | 15 | - | - | - | 15 | 15 |
| 55 | 425001 | FLEMMEN Andrine | NOR | 12 | 2 | - | - | 14 | 14 |
| 56 | 295449 | KLEON Barbara | ITA | 2 | - | 13 | 3 | 2 | 12 |
| 56 | 195868 | MEILLEUR Karine | FRA | - | 7 | 7 | 2 | 7 | 12 |
| 58 | 296217 | COLETTI Alexandra | ITA | - | 10 | - | - | 10 | 10 |
| 58 | 205119 | HALTMAYR Petra | GER | 10 | - | - | - | 10 | 10 |
| 60 | 55596 | WILHELM Kathrin | AUT | 1 | - | 6 | 2 | 1 | 5 |
| 61 | 105662 | LEFRANCOIS Anne Marie | CAN | - | 4 | - | - | 4 | 4 |
| 61 | 295462 | MAJ Chiara | ITA | - | - | 5 | 1 | - | 4 |
| 63 | 295800 | TAGLIABUE Elena | ITA | - | - | 3 | 1 | - | 2 |
| 64 | 296259 | MOELGG Manuela | ITA | - | - | 1 | - | - | 1 |





AUDI FIS SKI WORLD CUP



AUDI FIS SKI WORLD CUP 2003/04 AFTER 2nd LADIES SUPER-G SUPER-G FIS WCSL LIST

Number of Competitors per Nation until 60th position

| | | | | | |
|----------|---------|---------|---------|---------|----------|
| AUT : 12 | CAN : 3 | CRO : 1 | FRA : 6 | GBR : 1 | GER : 6 |
| ITA : 7 | NOR : 1 | RUS : 1 | SLO : 1 | SPA : 1 | SUI : 10 |
| SWE : 4 | USA : 6 | | | | |

LEGEND

Base Last season WCSL points
X (Base / number of planned races in the current season) * number of completed races in the current season
Y WC points won in the current season
WCSL-SG World Cup Start List points for Super-G

04-01-2004 / Megève (FRA) / 5954

Page 3/3

www.fis-ski.com

Generation Date: SUN 4 JAN 2004


Time: 12:08 Swatch Internet Time: @506

Document: 60A 1.0





AUDI FIS SKI WORLD CUP



AUDI FIS SKI WORLD CUP 2003/04

AFTER 2nd LADIES SUPER-G

OVERALL FIS WCSL LIST

Number of Competitors: 136

| Rank | FIS Code | Name | Nation | WCSL | DH | SL | GS | SG | K |
|------|----------|-----------------------|--------|------|----------|----------|----------|----------|---------|
| 1 | 505483 | PAERSON Anja | SWE | 1297 | – | 709 (1) | 537 (1) | 51 (28) | – |
| 2 | 385022 | KOSTELIC Janica | CRO | 1169 | 91 (19) | 486 (2) | 181 (14) | 211 (10) | 200 (1) |
| 3 | 55069 | GOETSCHL Renate | AUT | 1110 | 455 (2) | – | 108 (20) | 547 (1) | – |
| 4 | 55198 | DORFMEISTER Michaela | AUT | 1068 | 388 (3) | – | 206 (12) | 438 (3) | 36 (13) |
| 5 | 205378 | ERTL Martina | GER | 1019 | 50 (30) | 267 (9) | 335 (5) | 247 (8) | 120 (2) |
| 5 | 195374 | MONTILLET Carole | FRA | 1019 | 469 (1) | – | 85 (27) | 465 (2) | – |
| 7 | 55690 | HOSP Nicole | AUT | 918 | – | 412 (4) | 426 (2) | – | 80 (6) |
| 8 | 55212 | MEISSNITZER Alexandra | AUT | 915 | 246 (6) | – | 270 (6) | 399 (4) | – |
| 9 | 295342 | PUTZER Karen | ITA | 788 | 95 (18) | – | 348 (4) | 295 (7) | 50 (10) |
| 10 | 536138 | CLARK Kirsten L | USA | 772 | 304 (5) | – | 111 (18) | 339 (5) | 18 (19) |
| 11 | 205117 | GERG Hilde | GER | 671 | 348 (4) | – | 7 (48) | 316 (6) | – |
| 12 | 185140 | POUTIAINEN Tanja | FIN | 604 | – | 373 (6) | 231 (9) | – | – |
| 13 | 515268 | NEF Sonja | SUI | 534 | – | 266 (10) | 268 (7) | – | – |
| 14 | 55590 | SCHILD Marlies | AUT | 476 | – | 418 (3) | 8 (47) | – | 50 (10) |
| 15 | 55261 | OBERMOSER Brigitte | AUT | 432 | 149 (13) | – | 74 (31) | 187 (12) | 22 (17) |
| 16 | 505187 | OTTOSSON Anna | SWE | 422 | – | 205 (12) | 193 (13) | 24 (44) | – |
| 17 | 295136 | CECCARELLI Daniela | ITA | 388 | 147 (14) | – | 4 (54) | 222 (9) | 15 (22) |
| 17 | 515098 | REY BELLET Corinne | SUI | 388 | 207 (7) | – | – | 181 (13) | – |
| 19 | 195249 | PEQUEGNOT Laure | FRA | 378 | – | 378 (5) | – | – | – |
| 20 | 206001 | RIESCH Maria | GER | 376 | 198 (8) | 28 (43) | 5 (51) | 40 (34) | 105 (3) |
| 21 | 295445 | KARBON Denise | ITA | 374 | – | 4 (54) | 370 (3) | – | – |
| 22 | 536477 | MENDES Jonna | USA | 373 | 184 (9) | – | 1 (62) | 188 (11) | – |
| 23 | 195377 | PASCAL Christel | FRA | 358 | – | 329 (7) | 29 (38) | – | – |
| 24 | 536481 | SCHLEPER Sarah | USA | 345 | – | 165 (17) | 180 (15) | – | – |
| 25 | 536473 | LALIVE Caroline | USA | 318 | 86 (20) | – | 36 (36) | 144 (15) | 52 (9) |
| 25 | 105546 | TURGEON Melanie | CAN | 318 | 166 (11) | – | – | 152 (14) | – |
| 27 | 515370 | OESTER Marlies | SUI | 308 | – | 112 (21) | 96 (25) | – | 100 (4) |
| 28 | 535825 | KOZNICK Kristina | USA | 295 | – | 227 (11) | 68 (34) | – | – |
| 29 | 295435 | GIUS Nicole | ITA | 288 | – | 190 (15) | 98 (24) | – | – |
| 30 | 205636 | BERGMANN-SCHMUDERER | GER | 284 | – | 284 (8) | – | – | – |
| 30 | 55576 | GOERGL Elisabeth | AUT | 284 | – | 126 (20) | 158 (16) | – | – |
| 32 | 495065 | RIENDA CONTRERAS M. | SPA | 265 | – | 11 (48) | 254 (8) | – | – |
| 33 | 505084 | NOWEN Ylva | SWE | 262 | – | 159 (18) | 103 (21) | – | – |
| 34 | 106056 | SIMARD Genevieve | CAN | 247 | 21 (43) | – | 91 (26) | 97 (18) | 38 (12) |
| 35 | 425001 | FLEMMEN Andrine | NOR | 234 | 5 (59) | – | 215 (11) | 14 (55) | – |
| 35 | 195671 | JACQUEMOD Ingrid | FRA | 234 | 126 (15) | – | – | 108 (16) | – |





AUDI FIS SKI WORLD CUP



AUDI FIS SKI WORLD CUP 2003/04 AFTER 2nd LADIES SUPER-G OVERALL FIS WCSL LIST

Number of Competitors: 136

| Rank | FIS Code | Name | Nation | WCSL | DH | SL | GS | SG | K |
|------|----------|-------------------------|--------|------|----------|----------|----------|----------|---------|
| 37 | 515409 | BERTHOD Sylviane | SUI | 232 | 173 (10) | – | – | 59 (25) | – |
| 38 | 565243 | MAZE Tina | SLO | 224 | – | – | 224 (10) | – | – |
| 39 | 515348 | BORGHI Catherine | SUI | 212 | 157 (12) | – | – | 39 (37) | 16 (20) |
| 40 | 295588 | KOSTNER Isolde | ITA | 210 | 107 (16) | – | – | 103 (17) | – |
| 41 | 205115 | GERG Annemarie | GER | 201 | – | 200 (13) | 1 (62) | – | – |
| 42 | 155415 | ZAHROBSKA Sarka | CZE | 195 | – | 138 (19) | 2 (60) | – | 55 (8) |
| 43 | 55302 | EGGER Sabine | AUT | 194 | – | 194 (14) | – | – | – |
| 44 | 55539 | BERGER Silvia | AUT | 179 | – | – | 110 (19) | 69 (24) | – |
| 45 | 537545 | MANCUSO Julia | USA | 178 | 29 (33) | 14 (47) | 3 (56) | 51 (28) | 81 (5) |
| 46 | 105997 | BRYDON Emily | CAN | 174 | 69 (25) | – | – | 81 (20) | 24 (15) |
| 47 | 296259 | MOELGG Manuela | ITA | 172 | – | 45 (35) | 102 (23) | 1 (64) | 24 (15) |
| 48 | 425051 | ROGNMO Trine-bakke | NOR | 171 | – | 171 (16) | – | – | – |
| 49 | 515573 | AUFDENBLATTEN Fraenzi | SUI | 168 | 21 (43) | – | 72 (32) | 59 (25) | 16 (20) |
| 50 | 55538 | WIRTH Katja | AUT | 167 | 72 (23) | – | – | 81 (20) | 14 (23) |
| 51 | 515170 | STYGER Nadia | SUI | 162 | 84 (21) | – | 22 (42) | 56 (27) | – |
| 52 | 105741 | FORSYTH Allison | CAN | 161 | – | 4 (54) | 157 (17) | – | – |
| 53 | 55313 | ROHREGGER Eveline | AUT | 157 | – | – | 84 (29) | 73 (22) | – |
| 54 | 505632 | LINDELL-VIKARBY Jessica | SWE | 140 | 37 (32) | – | 26 (41) | 16 (51) | 61 (7) |
| 55 | 195503 | SUCHET Melanie | FRA | 129 | 56 (28) | – | – | 73 (22) | – |
| 56 | 565037 | SUHADOLC Mojca | SLO | 122 | 40 (31) | – | – | 82 (19) | – |
| 57 | 205392 | HAEUSL Regina | GER | 121 | 79 (22) | – | – | 42 (32) | – |
| 57 | 205820 | HUBER Isabelle | GER | 121 | 96 (17) | – | – | 25 (42) | – |
| 59 | 106022 | JANYK Britt | CAN | 115 | – | 30 (41) | 85 (27) | – | – |
| 60 | 55691 | SPONRING Christine | AUT | 108 | 21 (43) | 87 (23) | – | – | – |
| 61 | 355002 | HEEB-BATLINER Birgit | LIE | 103 | – | – | 103 (21) | – | – |
| 62 | 55359 | TRUPPE Karin | AUT | 99 | – | 99 (22) | – | – | – |
| 63 | 295449 | KLEON Barbara | ITA | 92 | 65 (26) | – | 15 (45) | 12 (56) | – |
| 64 | 537772 | STIEGLER Resi | USA | 86 | – | 60 (28) | – | – | 26 (14) |
| 65 | 505271 | EKMAN Susanne | SWE | 85 | – | 82 (24) | 3 (56) | – | – |
| 66 | 385027 | FLEISS Nika | CRO | 81 | – | 81 (25) | – | – | – |
| 66 | 296008 | MERIGHETTI Daniela | ITA | 81 | – | 11 (48) | 70 (33) | – | – |
| 68 | 55588 | RUMPFHUBER Ingrid | AUT | 79 | 59 (27) | – | – | 20 (46) | – |
| 69 | 55596 | WILHELM Kathrin | AUT | 77 | 72 (23) | – | – | 5 (60) | – |
| 70 | 425389 | NILSEN Stina Hofgard | NOR | 76 | – | – | 76 (30) | – | – |
| 71 | 515403 | MUELLER Tamara | SUI | 74 | 27 (35) | – | – | 47 (30) | – |
| 72 | 295265 | CERESA Annalisa | ITA | 72 | – | 72 (26) | – | – | – |





AUDI FIS SKI WORLD CUP



AUDI FIS SKI WORLD CUP 2003/04 AFTER 2nd LADIES SUPER-G OVERALL FIS WCSL LIST

Number of Competitors: 136

| Rank | FIS Code | Name | Nation | WCSL | DH | SL | GS | SG | K |
|------|----------|------------------------|--------|------|---------|---------|---------|---------|---------|
| 72 | 55052 | SCHNEIDER Tanja | AUT | 72 | 28 (34) | – | 5 (51) | 39 (37) | – |
| 74 | 515560 | SCHILD Martina | SUI | 71 | 53 (29) | – | – | 18 (49) | – |
| 75 | 515092 | GRUENENFELDER Corina | SUI | 70 | – | 70 (27) | – | – | – |
| 76 | 225206 | ALCOTT Chimene | GBR | 65 | 18 (46) | – | 6 (49) | 41 (33) | – |
| 77 | 195837 | MATTEL Magda | FRA | 64 | 24 (37) | – | – | 40 (34) | – |
| 78 | 55759 | KIRCHGASSER Michaela | AUT | 60 | – | 51 (32) | 9 (46) | – | – |
| 79 | 415069 | RIEGLER Claudia | NZE | 59 | – | 59 (29) | – | – | – |
| 80 | 195215 | VIDAL Vanessa | FRA | 58 | – | 58 (30) | – | – | – |
| 81 | 295738 | BACHMANN Silke | ITA | 55 | – | 11 (48) | 44 (35) | – | – |
| 82 | 705287 | ZUZULOVA Veronika | SVK | 52 | – | 52 (31) | – | – | – |
| 83 | 505260 | HARGIN Janette | SWE | 49 | 22 (40) | – | – | 27 (40) | – |
| 83 | 295533 | RECCHIA Lucia | ITA | 49 | 9 (52) | – | – | 40 (34) | – |
| 83 | 425458 | VIKEN Line | NOR | 49 | – | 49 (33) | – | – | – |
| 86 | 565207 | DABIC Lea | SLO | 48 | – | 26 (44) | – | – | 22 (17) |
| 87 | 55339 | LECHNER Martina | AUT | 47 | – | – | – | 47 (30) | – |
| 87 | 536884 | LUDLOW Libby | USA | 47 | 11 (51) | – | – | 36 (39) | – |
| 89 | 505610 | BORSSSEN Therese | SWE | 46 | – | 46 (34) | – | – | – |
| 90 | 425380 | BREMSETH Lisa | NOR | 43 | – | 43 (36) | – | – | – |
| 90 | 515429 | DUMERMUTH Monika | SUI | 43 | 25 (36) | – | – | 18 (49) | – |
| 92 | 195920 | GIVELET Anne-Laure | FRA | 41 | 22 (40) | – | – | 19 (47) | – |
| 93 | 55290 | HEREGGER Selina | AUT | 39 | 23 (38) | – | – | 16 (51) | – |
| 93 | 565097 | PRETNAR Spela | SLO | 39 | – | 38 (37) | 1 (62) | – | – |
| 95 | 425359 | BERNTSEN Hedda | NOR | 33 | – | 33 (38) | – | – | – |
| 95 | 515095 | KUMMER Lilian | SUI | 33 | – | – | 33 (37) | – | – |
| 95 | 185058 | RAITA Henna | FIN | 33 | – | 33 (38) | – | – | – |
| 98 | 155047 | ZAKOURILOVA Petra | CZE | 31 | – | 31 (40) | – | – | – |
| 99 | 295927 | PLANATSCHER Maddalena | ITA | 29 | – | – | 29 (38) | – | – |
| 99 | 55388 | RAICH Carina | AUT | 29 | – | 29 (42) | – | – | – |
| 101 | 535529 | MONAHAN Kathleen | USA | 28 | 9 (52) | – | – | 19 (47) | – |
| 101 | 495318 | RUIZ CASTILLO Carolina | SPA | 28 | – | – | 2 (60) | 26 (41) | – |
| 103 | 195868 | MEILLEUR Karine | FRA | 27 | 15 (48) | – | – | 12 (56) | – |
| 103 | 195931 | PELTIER Audrey | FRA | 27 | – | – | 27 (40) | – | – |
| 105 | 485062 | ZELENSKAJA Warwara | RUS | 26 | 2 (61) | – | – | 24 (44) | – |
| 106 | 515166 | PIEREN Tanja | SUI | 25 | – | – | – | 25 (42) | – |
| 107 | 515478 | ALPIGER Ella | SUI | 23 | 8 (55) | – | – | 15 (54) | – |
| 107 | 295463 | BASSIS Patrizia | ITA | 23 | 7 (56) | – | – | 16 (51) | – |





AUDI FIS SKI WORLD CUP



AUDI FIS SKI WORLD CUP 2003/04

AFTER 2nd LADIES SUPER-G OVERALL FIS WCSL LIST

Number of Competitors: 136

| Rank | FIS Code | Name | Nation | WCSL | DH | SL | GS | SG | K |
|------|----------|------------------------|--------|------|---------|---------|---------|---------|---|
| 107 | 515496 | IMLIG Corinne | SUI | 23 | 23 (38) | - | - | - | - |
| 110 | 537544 | KILDOW Lindsey C. | USA | 22 | 22 (40) | - | - | - | - |
| 111 | 385032 | JELUSIC Ana | CRO | 21 | - | 15 (46) | 6 (49) | - | - |
| 112 | 105662 | LEFRANCOIS Anne Marie | CAN | 20 | 16 (47) | - | - | 4 (61) | - |
| 113 | 425443 | BIRKELUND Karina | NOR | 19 | - | 19 (45) | - | - | - |
| 113 | 296217 | COLETTI Alexandra | ITA | 19 | 9 (52) | - | - | 10 (58) | - |
| 115 | 195927 | LAZIER Laurence | FRA | 17 | - | - | 17 (43) | - | - |
| 116 | 565109 | DOVZAN Alenka | SLO | 16 | - | - | 16 (44) | - | - |
| 117 | 537446 | MCCARTY Bryna | USA | 14 | 14 (49) | - | - | - | - |
| 117 | 106402 | VANDERBEEK Kelly | CAN | 14 | 14 (49) | - | - | - | - |
| 119 | 205119 | HALTMAYR Petra | GER | 11 | 1 (62) | - | - | 10 (58) | - |
| 120 | 195311 | DUVILLARD Julie | FRA | 9 | 4 (60) | - | 5 (51) | - | - |
| 120 | 296073 | MORANDINI Claudia | ITA | 9 | - | 9 (51) | - | - | - |
| 122 | 55383 | BLASER Karin | AUT | 7 | 7 (56) | - | - | - | - |
| 122 | 305092 | KASHIWAGI Kumiko | JPN | 7 | - | 7 (52) | - | - | - |
| 122 | 536479 | POWERS Alison | USA | 7 | 7 (56) | - | - | - | - |
| 125 | 565004 | BOKAL Natasa | SLO | 6 | - | 6 (53) | - | - | - |
| 126 | 515534 | DICHT Erika | SUI | 4 | - | - | 4 (54) | - | - |
| 126 | 505335 | HULTDIN Malin | SWE | 4 | - | 4 (54) | - | - | - |
| 126 | 295462 | MAJ Chiara | ITA | 4 | - | - | - | 4 (61) | - |
| 129 | 515766 | SUTER Fabienne | SUI | 3 | - | - | 3 (56) | - | - |
| 129 | 295807 | VIERIN Sonia | ITA | 3 | - | - | 3 (56) | - | - |
| 131 | 195912 | DE LEYMARIE Florine | FRA | 2 | - | 2 (57) | - | - | - |
| 131 | 295800 | TAGLIABUE Elena | ITA | 2 | - | - | - | 2 (63) | - |
| 133 | 485217 | ALIEVA Olesja | RUS | 1 | - | - | 1 (62) | - | - |
| 133 | 195193 | DUVILLARD Kristina | FRA | 1 | - | - | 1 (62) | - | - |
| 133 | 495107 | GALINDO SANTOLARIA Ana | SPA | 1 | - | - | 1 (62) | - | - |
| 133 | 195291 | PELLAT-FINET Caroline | FRA | 1 | - | - | 1 (62) | - | - |

LEGEND

GS Giant Slalom points **SG** Super-G points **DH** Downhill points **WCSL** Overall points **SL** Slalom points
K Combined points

04-01-2004 / Megève (FRA) / 5954

Page 4/4

www.fis-ski.com

Generation Date: SUN 4 JAN 2004

Time: 12:08 Swatch Internet Time: @506

Document: 60B 1.0





AUDI FIS SKI WORLD CUP



AUDI FIS SKI WORLD CUP 2003/04 2nd LADIES SUPER-G SUPER-G FIS WORLD CUP STANDINGS

| Number of Competitors: 44 | | | | 7 DEC 2003 Lake Louise (CAN) | | 4 JAN 2004 Megève (FRA) | |
|---------------------------|----------|-----------------------|--------|------------------------------|-----|-------------------------|-------|
| Rank | FIS Code | Name | Nation | 1 | 2 | WC-SG | Diff. |
| 1 | 55069 | GOETSCHL Renate | AUT | 100 | 80 | 180 | |
| 2 | 55198 | DORFMEISTER Michaela | AUT | 80 | 60 | 140 | - 40 |
| 3 | 205117 | GERG Hilde | GER | 60 | 45 | 105 | - 75 |
| 4 | 55212 | MEISSNITZER Alexandra | AUT | 3 | 100 | 103 | - 77 |
| 5 | 536138 | CLARK Kirsten L | USA | 50 | 40 | 90 | - 90 |
| 6 | 195374 | MONTILLET Carole | FRA | 32 | 50 | 82 | - 98 |
| 7 | 195671 | JACQUEMOD Ingrid | FRA | 14 | 32 | 46 | - 134 |
| 7 | 195503 | SUCHET Melanie | FRA | 10 | 36 | 46 | - 134 |
| 9 | 515170 | STYGER Nadia | SUI | 45 | - | 45 | - 135 |
| 10 | 536473 | LALIVE Caroline | USA | 16 | 26 | 42 | - 138 |
| 10 | 55538 | WIRTH Katja | AUT | 26 | 16 | 42 | - 138 |
| 12 | 55339 | LECHNER Martina | AUT | 40 | - | 40 | - 140 |
| 12 | 195837 | MATTEL Magda | FRA | 40 | - | 40 | - 140 |
| 14 | 225206 | ALCOTT Chimene | GBR | 24 | 14 | 38 | - 142 |
| 15 | 55539 | BERGER Silvia | AUT | 8 | 24 | 32 | - 148 |
| 16 | 205378 | ERTL Martina | GER | 29 | - | 29 | - 151 |
| 16 | 505483 | PAERSON Anja | SWE | - | 29 | 29 | - 151 |
| 18 | 295588 | KOSTNER Isolde | ITA | - | 24 | 24 | - 156 |
| 19 | 105997 | BRYDON Emily | CAN | 14 | 9 | 23 | - 157 |
| 20 | 206001 | RIESCH Maria | GER | 22 | - | 22 | - 158 |
| 21 | 515348 | BORGHI Catherine | SUI | - | 20 | 20 | - 160 |
| 21 | 515166 | PIEREN Tanja | SUI | 20 | - | 20 | - 160 |
| 23 | 55588 | RUMPFHUBER Ingrid | AUT | 18 | - | 18 | - 162 |
| 23 | 515560 | SCHILD Martina | SUI | - | 18 | 18 | - 162 |
| 25 | 195920 | GIVELET Anne-Laure | FRA | 5 | 12 | 17 | - 163 |
| 26 | 205392 | HAEUSL Regina | GER | - | 16 | 16 | - 164 |
| 27 | 515478 | ALPIGER Eila | SUI | 15 | - | 15 | - 165 |
| 28 | 425001 | FLEMMEN Andrine | NOR | 12 | 2 | 14 | - 166 |
| 29 | 205820 | HUBER Isabelle | GER | - | 13 | 13 | - 167 |
| 30 | 505260 | HARGIN Janette | SWE | - | 11 | 11 | - 169 |
| 30 | 537545 | MANCUSO Julia | USA | 11 | - | 11 | - 169 |
| 32 | 296217 | COLETTI Alexandra | ITA | - | 10 | 10 | - 170 |
| 32 | 205119 | HALTMAYR Petra | GER | 10 | - | 10 | - 170 |
| 34 | 55261 | OBERMOSER Brigitte | AUT | - | 8 | 8 | - 172 |





AUDI FIS SKI WORLD CUP



AUDI FIS SKI WORLD CUP 2003/04 2nd LADIES SUPER-G SUPER-G FIS WORLD CUP STANDINGS

Number of Competitors: 44

7 DEC 2003 Lake Louise (CAN)
4 JAN 2004 Megève (FRA)

| Rank | FIS Code | Name | Nation | 1 | 2 | WC-SG | Diff. |
|------|----------|-----------------------|--------|---|---|-------|-------|
| 35 | 195868 | MEILLEUR Karine | FRA | - | 7 | 7 | - 173 |
| 35 | 295533 | RECCHIA Lucia | ITA | 7 | - | 7 | - 173 |
| 35 | 106056 | SIMARD Genevieve | CAN | 6 | 1 | 7 | - 173 |
| 38 | 55052 | SCHNEIDER Tanja | AUT | - | 6 | 6 | - 174 |
| 39 | 295136 | CECCARELLI Daniela | ITA | - | 5 | 5 | - 175 |
| 40 | 515409 | BERTHOD Sylviane | SUI | 4 | - | 4 | - 176 |
| 40 | 105662 | LEFRANCOIS Anne Marie | CAN | - | 4 | 4 | - 176 |
| 42 | 515573 | AUFDENBLATTEN Fraenzi | SUI | - | 3 | 3 | - 177 |
| 43 | 295449 | KLEON Barbara | ITA | 2 | - | 2 | - 178 |
| 44 | 55596 | WILHELM Kathrin | AUT | 1 | - | 1 | - 179 |

LEGEND

WC-SG World Cup points for Super-G Diff. Points Difference

04-01-2004 / Megève (FRA) / 5954

Page 2/2

www.fis-ski.com

Generation Date: SUN 4 JAN 2004


Time: 12:08 Swatch Internet Time: @506

Document: 25A 1.0





AUDI FIS SKI WORLD CUP



AUDI FIS SKI WORLD CUP 2003/04

2nd LADIES SUPER-G

OVERALL FIS WORLD CUP STANDINGS


Number of Competitors: 99

| Rank | FIS Code | Name | Nation | Points | DH | SL | GS | SG | K |
|------|----------|-----------------------|--------|--------|---------|----------|----------|---------|---|
| | | | | | 3 races | 4 races | 4 races | 2 races | |
| 1 | 505483 | PAERSON Anja | SWE | 639 | – | 380 (1) | 230 (2) | 29 (16) | – |
| 2 | 55690 | HOSP Nicole | AUT | 500 | – | 240 (2) | 260 (1) | – | – |
| 3 | 55069 | GOETSCHL Renate | AUT | 466 | 180 (3) | – | 106 (11) | 180 (1) | – |
| 4 | 195374 | MONTILLET Carole | FRA | 372 | 236 (1) | – | 54 (20) | 82 (6) | – |
| 5 | 205378 | ERTL Martina | GER | 346 | 5 (40) | 130 (7) | 182 (4) | 29 (16) | – |
| 6 | 55212 | MEISSNITZER Alexandra | AUT | 330 | 100 (6) | – | 127 (7) | 103 (4) | – |
| 7 | 55198 | DORFMEISTER Michaela | AUT | 313 | 125 (4) | – | 48 (22) | 140 (2) | – |
| 8 | 205117 | GERG Hilde | GER | 310 | 205 (2) | – | – | 105 (3) | – |
| 9 | 185140 | POUTIAINEN Tanja | FIN | 276 | – | 137 (6) | 139 (5) | – | – |
| 10 | 536138 | CLARK Kirsten L | USA | 257 | 93 (7) | – | 74 (15) | 90 (5) | – |
| 11 | 515268 | NEF Sonja | SUI | 231 | – | 143 (5) | 88 (12) | – | – |
| 12 | 505187 | OTTOSSON Anna | SWE | 193 | – | 105 (9) | 88 (12) | – | – |
| 13 | 55576 | GOERGL Elisabeth | AUT | 184 | – | 59 (16) | 125 (8) | – | – |
| 13 | 295445 | KARBON Denise | ITA | 184 | – | – | 184 (3) | – | – |
| 15 | 55590 | SCHILD Marlies | AUT | 173 | – | 165 (3) | 8 (35) | – | – |
| 16 | 536481 | SCHLEPER Sarah | USA | 163 | – | 53 (18) | 110 (9) | – | – |
| 17 | 206001 | RIESCH Maria | GER | 158 | 121 (5) | 15 (33) | – | 22 (20) | – |
| 18 | 195249 | PEQUEGNOT Laure | FRA | 152 | – | 152 (4) | – | – | – |
| 19 | 495065 | RIENDA CONTRERAS M. | SPA | 136 | – | – | 136 (6) | – | – |
| 19 | 515170 | STYGER Nadia | SUI | 136 | 71 (11) | – | 20 (32) | 45 (9) | – |
| 21 | 535825 | KOZNICK Kristina | USA | 129 | – | 100 (10) | 29 (27) | – | – |
| 22 | 205636 | BERGMANN-SCHMUDERER | GER | 125 | – | 125 (8) | – | – | – |
| 23 | 195377 | PASCAL Christel | FRA | 123 | – | 100 (10) | 23 (31) | – | – |
| 24 | 515370 | OESTER Marlies | SUI | 111 | – | 38 (23) | 73 (16) | – | – |
| 25 | 565243 | MAZE Tina | SLO | 107 | – | – | 107 (10) | – | – |
| 26 | 425001 | FLEMMEN Andrine | NOR | 104 | 5 (40) | – | 85 (14) | 14 (28) | – |
| 27 | 515348 | BORGHI Catherine | SUI | 101 | 81 (10) | – | – | 20 (21) | – |
| 28 | 205115 | GERG Annemarie | GER | 100 | – | 100 (10) | – | – | – |
| 29 | 295435 | GIUS Nicole | ITA | 99 | – | 32 (26) | 67 (19) | – | – |
| 30 | 105997 | BRYDON Emily | CAN | 89 | 66 (12) | – | – | 23 (19) | – |
| 31 | 515409 | BERTHOD Sylviane | SUI | 86 | 82 (8) | – | – | 4 (40) | – |
| 32 | 425051 | ROGNMO Trine-bakke | NOR | 83 | – | 83 (13) | – | – | – |
| 33 | 295449 | KLEON Barbara | ITA | 82 | 65 (13) | – | 15 (33) | 2 (43) | – |
| 33 | 536477 | MENDES Jonna | USA | 82 | 82 (8) | – | – | – | – |
| 35 | 55302 | EGGER Sabine | AUT | 78 | – | 78 (14) | – | – | – |
| 35 | 195503 | SUCHET Melanie | FRA | 78 | 32 (19) | – | – | 46 (7) | – |





AUDI FIS SKI WORLD CUP



AUDI FIS SKI WORLD CUP 2003/04

2nd LADIES SUPER-G

OVERALL FIS WORLD CUP STANDINGS


Number of Competitors: 99

| Rank | FIS Code | Name | Nation | Points | DH | SL | GS | SG | K |
|------|----------|-----------------------|--------|--------|---------|---------|---------|---------|---|
| | | | | | 3 races | 4 races | 4 races | 2 races | |
| 37 | 296259 | MOELGG Manuela | ITA | 76 | – | 8 (37) | 68 (18) | – | – |
| 37 | 155415 | ZAHROBSKA Sarka | CZE | 76 | – | 74 (15) | 2 (44) | – | – |
| 39 | 55588 | RUMPFHUBER Ingrid | AUT | 73 | 55 (15) | – | – | 18 (23) | – |
| 40 | 295342 | PUTZER Karen | ITA | 72 | – | – | 72 (17) | – | – |
| 41 | 55539 | BERGER Silvia | AUT | 71 | – | – | 39 (24) | 32 (15) | – |
| 41 | 536473 | LALIVE Caroline | USA | 71 | 26 (23) | – | 3 (42) | 42 (10) | – |
| 43 | 195671 | JACQUEMOD Ingrid | FRA | 70 | 24 (25) | – | – | 46 (7) | – |
| 44 | 515573 | AUFDENBLATTEN Fraenzi | SUI | 68 | 21 (28) | – | 44 (23) | 3 (42) | – |
| 45 | 106056 | SIMARD Genevieve | CAN | 67 | 21 (28) | – | 39 (24) | 7 (35) | – |
| 46 | 195837 | MATTEL Magda | FRA | 64 | 24 (25) | – | – | 40 (12) | – |
| 47 | 225206 | ALCOTT Chimene | GBR | 62 | 18 (31) | – | 6 (39) | 38 (14) | – |
| 48 | 295136 | CECCARELLI Daniela | ITA | 61 | 56 (14) | – | – | 5 (39) | – |
| 49 | 205820 | HUBER Isabelle | GER | 60 | 47 (16) | – | – | 13 (29) | – |
| 49 | 55538 | WIRTH Katja | AUT | 60 | 18 (31) | – | – | 42 (10) | – |
| 51 | 515560 | SCHILD Martina | SUI | 58 | 40 (17) | – | – | 18 (23) | – |
| 51 | 55691 | SPONRING Christine | AUT | 58 | – | 58 (17) | – | – | – |
| 53 | 105741 | FORSYTH Allison | CAN | 54 | – | – | 54 (20) | – | – |
| 54 | 295588 | KOSTNER Isolde | ITA | 52 | 28 (21) | – | – | 24 (18) | – |
| 54 | 705287 | ZUZULOVA Veronika | SVK | 52 | – | 52 (19) | – | – | – |
| 56 | 505610 | BORSSEN Therese | SWE | 46 | – | 46 (20) | – | – | – |
| 56 | 537772 | STIEGLER Resi | USA | 46 | – | 46 (20) | – | – | – |
| 58 | 55261 | OBERMOSER Brigitte | AUT | 44 | 29 (20) | – | 7 (37) | 8 (34) | – |
| 59 | 205392 | HAEUSL Regina | GER | 43 | 27 (22) | – | – | 16 (26) | – |
| 59 | 55359 | TRUPPE Karin | AUT | 43 | – | 43 (22) | – | – | – |
| 61 | 55339 | LECHNER Martina | AUT | 40 | – | – | – | 40 (12) | – |
| 62 | 195920 | GIVELET Anne-Laure | FRA | 39 | 22 (27) | – | – | 17 (25) | – |
| 63 | 385027 | FLEISS Nika | CRO | 38 | – | 38 (23) | – | – | – |
| 64 | 55759 | KIRCHGASSER Michaela | AUT | 36 | – | 27 (28) | 9 (34) | – | – |
| 64 | 55596 | WILHELM Kathrin | AUT | 36 | 35 (18) | – | – | 1 (44) | – |
| 66 | 515092 | GRUENENFELDER Corina | SUI | 33 | – | 33 (25) | – | – | – |
| 67 | 295265 | CERESA Annalisa | ITA | 32 | – | 32 (26) | – | – | – |
| 67 | 55052 | SCHNEIDER Tanja | AUT | 32 | 26 (23) | – | – | 6 (38) | – |
| 69 | 296008 | MERIGHETTI Daniela | ITA | 30 | – | – | 30 (26) | – | – |
| 70 | 515095 | KUMMER Lilian | SUI | 29 | – | – | 29 (27) | – | – |
| 71 | 295738 | BACHMANN Silke | ITA | 28 | – | – | 28 (29) | – | – |
| 72 | 505271 | EKMAN Susanne | SWE | 27 | – | 27 (28) | – | – | – |





AUDI FIS SKI WORLD CUP



AUDI FIS SKI WORLD CUP 2003/04

2nd LADIES SUPER-G

OVERALL FIS WORLD CUP STANDINGS

Number of Competitors: 99

| Rank | FIS Code | Name | Nation | Points | DH | SL | GS | SG | K |
|------|----------|-----------------------|--------|--------|---------|---------|---------|---------|---|
| | | | | | 3 races | 4 races | 4 races | 2 races | |
| 72 | 195931 | PELTIER Audrey | FRA | 27 | - | - | 27 (30) | - | - |
| 74 | 155047 | ZAKOURILOVA Petra | CZE | 25 | - | 25 (30) | - | - | - |
| 75 | 515478 | ALPIGER Ella | SUI | 22 | 7 (39) | - | - | 15 (27) | - |
| 76 | 505260 | HARGIN Janette | SWE | 20 | 9 (37) | - | - | 11 (30) | - |
| 76 | 537544 | KILDOW Lindsey C. | USA | 20 | 20 (30) | - | - | - | - |
| 76 | 515166 | PIEREN Tanja | SUI | 20 | - | - | - | 20 (21) | - |
| 76 | 425458 | VIKEN Line | NOR | 20 | - | 20 (31) | - | - | - |
| 80 | 425443 | BIRKELUND Karina | NOR | 19 | - | 19 (32) | - | - | - |
| 80 | 296217 | COLETTI Alexandra | ITA | 19 | 9 (37) | - | - | 10 (32) | - |
| 82 | 105662 | LEFRANCOIS Anne Marie | CAN | 18 | 14 (34) | - | - | 4 (40) | - |
| 82 | 537545 | MANCUSO Julia | USA | 18 | - | 4 (40) | 3 (42) | 11 (30) | - |
| 84 | 55290 | HEREGGER Selina | AUT | 16 | 16 (33) | - | - | - | - |
| 85 | 385032 | JELUSIC Ana | CRO | 15 | - | 15 (33) | - | - | - |
| 86 | 106402 | VANDERBEEK Kelly | CAN | 14 | 14 (34) | - | - | - | - |
| 87 | 185058 | RAITA Henna | FIN | 13 | - | 13 (35) | - | - | - |
| 88 | 205119 | HALTMAYR Petra | GER | 10 | - | - | - | 10 (32) | - |
| 88 | 537446 | MCCARTY Bryna | USA | 10 | 10 (36) | - | - | - | - |
| 90 | 425380 | BREMSETH Lisa | NOR | 9 | - | 9 (36) | - | - | - |
| 90 | 195311 | DUVILLARD Julie | FRA | 9 | 4 (42) | - | 5 (40) | - | - |
| 92 | 106022 | JANYK Britt | CAN | 8 | - | - | 8 (35) | - | - |
| 93 | 305092 | KASHIWAGI Kumiko | JPN | 7 | - | 7 (38) | - | - | - |
| 93 | 195868 | MEILLEUR Karine | FRA | 7 | - | - | - | 7 (35) | - |
| 93 | 295927 | PLANATSCHER Maddalena | ITA | 7 | - | - | 7 (37) | - | - |
| 93 | 295533 | RECCHIA Lucia | ITA | 7 | - | - | - | 7 (35) | - |
| 97 | 195215 | VIDAL Vanessa | FRA | 6 | - | 6 (39) | - | - | - |
| 98 | 195927 | LAZIER Laurence | FRA | 5 | - | - | 5 (40) | - | - |
| 99 | 536479 | POWERS Alison | USA | 2 | 2 (43) | - | - | - | - |

LEGEND

GS Giant Slalom points SG Super-G points DH Downhill points Points Overall points SL Slalom points
K Combined points

04-01-2004 / Megève (FRA) / 5954

Page 3/3

www.fis-ski.com

Generation Date: SUN 4 JAN 2004


Time: 12:08 Swatch Internet Time: @506

Document: 25B 1.0





AUDI FIS SKI WORLD CUP



AUDI FIS SKI WORLD CUP 2003/04

2nd LADIES SUPER-G

WOMEN FIS NATION CUP


Number of Nations: 17

| Place | Nation | Points | Diff. | DH | SL | GS | SG | K |
|-------|-------------------------------------|-------------|--------|-----|-----|-----|-----|---|
| 1 | AUT Austria | 2553 | | 584 | 670 | 729 | 570 | - |
| 2 | GER Germany | 1152 | - 1401 | 405 | 370 | 182 | 195 | - |
| 3 | FRA France | 952 | - 1601 | 342 | 258 | 114 | 238 | - |
| 4 | SWE Sweden | 925 | - 1628 | 9 | 558 | 318 | 40 | - |
| 5 | SUI Switzerland | 895 | - 1658 | 302 | 214 | 254 | 125 | - |
| 6 | USA United States of America | 798 | - 1755 | 233 | 203 | 219 | 143 | - |
| 7 | ITA Italy | 749 | - 1804 | 158 | 72 | 471 | 48 | - |
| 8 | FIN Finland | 289 | - 2264 | - | 150 | 139 | - | - |
| 9 | CAN Canada | 250 | - 2303 | 115 | - | 101 | 34 | - |
| 10 | NOR Norway | 235 | - 2318 | 5 | 131 | 85 | 14 | - |
| 11 | SPA Spain | 136 | - 2417 | - | - | 136 | - | - |
| 12 | SLO Slovenia | 107 | - 2446 | - | - | 107 | - | - |
| 13 | CZE Czech Republic | 101 | - 2452 | - | 99 | 2 | - | - |
| 14 | GBR Great Britain | 62 | - 2491 | 18 | - | 6 | 38 | - |
| 15 | CRO Croatia | 53 | - 2500 | - | 53 | - | - | - |
| 16 | SVK Slovakia | 52 | - 2501 | - | 52 | - | - | - |
| 17 | JPN Japan | 7 | - 2546 | - | 7 | - | - | - |





AUDI FIS SKI WORLD CUP



AUDI FIS SKI WORLD CUP 2003/04 2nd LADIES SUPER-G FIS OVERALL NATION CUP

Number of Nations: 19

| Place | Nation | Overall | | | DH Points | | | SL Points | | | GS Points | | | SG Points | | | K Points | | |
|-------|--------|-------------|------|------|-------------|------|-----|-------------|-----|-----|-------------|------|-----|-------------|-----|-----|----------|---|---|
| | | M+W | M | W | M+W | M | W | M+W | M | W | M+W | M | W | M+W | M | W | M+W | M | W |
| 1 | AUT | 6404 | 3851 | 2553 | 2004 | 1420 | 584 | 1122 | 452 | 670 | 1766 | 1037 | 729 | 1512 | 942 | 570 | - | - | - |
| 2 | ITA | 2007 | 1258 | 749 | 314 | 156 | 158 | 317 | 245 | 72 | 1202 | 731 | 471 | 174 | 126 | 48 | - | - | - |
| 3 | FRA | 1706 | 754 | 952 | 644 | 302 | 342 | 326 | 68 | 258 | 486 | 372 | 114 | 250 | 12 | 238 | - | - | - |
| 4 | SUI | 1666 | 771 | 895 | 580 | 278 | 302 | 281 | 67 | 214 | 434 | 180 | 254 | 371 | 246 | 125 | - | - | - |
| 5 | USA | 1622 | 824 | 798 | 460 | 227 | 233 | 272 | 69 | 203 | 589 | 370 | 219 | 301 | 158 | 143 | - | - | - |
| 6 | NOR | 1353 | 1118 | 235 | 268 | 263 | 5 | 202 | 71 | 131 | 443 | 358 | 85 | 440 | 426 | 14 | - | - | - |
| 7 | GER | 1234 | 82 | 1152 | 434 | 29 | 405 | 417 | 47 | 370 | 182 | - | 182 | 201 | 6 | 195 | - | - | - |
| 8 | SWE | 1234 | 309 | 925 | 91 | 82 | 9 | 628 | 70 | 558 | 390 | 72 | 318 | 125 | 85 | 40 | - | - | - |
| 9 | FIN | 661 | 372 | 289 | - | - | - | 258 | 108 | 150 | 403 | 264 | 139 | - | - | - | - | - | - |
| 10 | CAN | 531 | 281 | 250 | 196 | 81 | 115 | 12 | 12 | - | 207 | 106 | 101 | 116 | 82 | 34 | - | - | - |
| 11 | CRO | 229 | 176 | 53 | - | - | - | 153 | 100 | 53 | 62 | 62 | - | 14 | 14 | - | - | - | - |
| 12 | SLO | 200 | 93 | 107 | 27 | 27 | - | 55 | 55 | - | 118 | 11 | 107 | - | - | - | - | - | - |
| 13 | SPA | 136 | - | 136 | - | - | - | - | - | - | 136 | - | 136 | - | - | - | - | - | - |
| 14 | LIE | 113 | 113 | - | 41 | 41 | - | - | - | - | 10 | 10 | - | 62 | 62 | - | - | - | - |
| 15 | CZE | 101 | - | 101 | - | - | - | 99 | - | 99 | 2 | - | 2 | - | - | - | - | - | - |
| 16 | GBR | 86 | 24 | 62 | 18 | - | 18 | 24 | 24 | - | 6 | - | 6 | 38 | - | 38 | - | - | - |
| 17 | SVK | 52 | - | 52 | - | - | - | 52 | - | 52 | - | - | - | - | - | - | - | - | - |
| 18 | JPN | 29 | 22 | 7 | - | - | - | 29 | 22 | 7 | - | - | - | - | - | - | - | - | - |
| 19 | AUS | 10 | 10 | - | 3 | 3 | - | - | - | - | - | - | - | 7 | 7 | - | - | - | - |





AUDI FIS SKI WORLD CUP



AUDI FIS SKI WORLD CUP 2003/04

AFTER 2nd LADIES SUPER-G

MANUFACTURERS STANDINGS WOMEN presented by "DIE PRESSE"

Number of Manufacturers: 9

| Place | Manufacturer | Points | Diff. | DH | SL | GS | SG | K |
|-------|--------------|--------|--------|-----|-----|-----|-----|---|
| 1 | SALOMON | 1610 | | 310 | 560 | 515 | 225 | - |
| 2 | VÖLKL | 1455 | - 155 | 285 | 560 | 405 | 205 | - |
| 3 | ROSSIGNOL | 805 | - 805 | 200 | 85 | 470 | 50 | - |
| 4 | FISCHER | 295 | - 1315 | 145 | - | 60 | 90 | - |
| 5 | DYNASTAR | 260 | - 1350 | 85 | 85 | 50 | 40 | - |
| 5 | BLIZZARD | 260 | - 1350 | 80 | - | - | 180 | - |
| 7 | ATOMIC | 120 | - 1490 | - | 120 | - | - | - |
| 8 | HEAD | 100 | - 1510 | 60 | 40 | - | - | - |
| 9 | NORDICA | 50 | - 1560 | - | 50 | - | - | - |





AUDI FIS SKI WORLD CUP



AUDI FIS SKI WORLD CUP 2003/04

AFTER 2nd LADIES SUPER-G

MANUFACTURERS STANDINGS OVERALL presented by "DIE PRESSE"

Number of Manufacturers: 9

| Place | Manufacturer | Overall | | | DH Points | | | SL Points | | | GS Points | | | SG Points | | | K Points | | |
|-------|--------------|-------------|------|------|-------------|------|-----|------------|-----|-----|-------------|-----|-----|------------|-----|-----|----------|---|---|
| | | M+W | M | W | M+W | M | W | M+W | M | W | M+W | M | W | M+W | M | W | M+W | M | W |
| 1 | ATOMIC | 3305 | 3185 | 120 | 1345 | 1345 | - | 270 | 150 | 120 | 795 | 795 | - | 895 | 895 | - | - | - | - |
| 2 | SALOMON | 2300 | 690 | 1610 | 360 | 50 | 310 | 660 | 100 | 560 | 1055 | 540 | 515 | 225 | - | 225 | - | - | - |
| 3 | VÖLKL | 1620 | 165 | 1455 | 285 | - | 285 | 725 | 165 | 560 | 405 | - | 405 | 205 | - | 205 | - | - | - |
| 4 | ROSSIGNOL | 1195 | 390 | 805 | 200 | - | 200 | 85 | - | 85 | 860 | 390 | 470 | 50 | - | 50 | - | - | - |
| 5 | DYNASTAR | 725 | 465 | 260 | 165 | 80 | 85 | 85 | - | 85 | 200 | 150 | 50 | 275 | 235 | 40 | - | - | - |
| 6 | FISCHER | 460 | 165 | 295 | 145 | - | 145 | 165 | 165 | - | 60 | - | 60 | 90 | - | 90 | - | - | - |
| 7 | BLIZZARD | 260 | - | 260 | 80 | - | 80 | - | - | - | - | - | - | 180 | - | 180 | - | - | - |
| 8 | HEAD | 185 | 85 | 100 | 105 | 45 | 60 | 80 | 40 | 40 | - | - | - | - | - | - | - | - | - |
| 9 | NORDICA | 180 | 130 | 50 | - | - | - | 180 | 130 | 50 | - | - | - | - | - | - | - | - | - |

